


# ONION WORLD

January 2011



## Managing Bacterial Diseases

## Mike Meyer Elected NOA President

0W10487 \*\*\*\*\*AUTO\*\*SCH 3-DIGIT 144  
CHRISTY HOEPTING  
12690 ROUTE 31  
ALBION NY 14411-9352  
FRST STD  
US POSTAGE  
PAID  
SAN DIMAS CA  
PERMIT #410  
2

ONION WORLD  
8405 Ahtanum Road, Yakima, WA 98903  
**CHANGE SERVICE REQUESTED**



## Fresh Market Onions in the Northeast U.S.:



Christine Hoepfing

# Using Cultural Practices to Manage Bacterial Diseases and Increase Profitability

By Christine Hoepfing, Kathryn Klotzbach, Judson Reid and Beth Gugino\*

## Introduction

Small-scale diversified fresh market growers who grow onions intensively in the Northeastern USA are constantly challenged by yield losses due to bacterial diseases, which greatly compromise profitability. If bacterial diseases cannot be managed, this onion industry will not be sustained or expanded.

In New York, Sour Skin caused by *Burholderia cepacia*, is the most common cause of bacterial bulb decay, but *Pantoea ananatis* has also been identified, and several others are likely part of the complex. In Pennsylvania, the most frequently isolated bacterial pathogens include soft rot pathogens, *Pseudomonas marginalis* and *Pectobacterium caratovora*;

and center rot pathogens, *Pantoea ananatis* and *P. agglomerans*; *Xanthomonas axonopodis* and *Pseudomonas viridiflava*. Bulbs with bacterial decay are not marketable, although sometimes they are sold unknowingly to detriment, because, a single internal scale can be infected as the outer scales remain firm making the decay undetectable. Losses to bacterial

bulb decay have increased steadily over the past decade where onions are grown intensively on plastic mulch. It has become common for the incidence of bacterial bulb decay to be 35 to over 50% in parts of both PA and NY, costing growers \$100 to \$300 per 100 feet of bed (3 feet wide). In 2008 in PA, 34 growers lost a total of \$140,000 to bacterial bulb decay.

Attempts have been made by several growers to control bacterial diseases in onions with copper bactericides and other chemicals such as Oxidate. However, in PA, it has been reported that weekly sprays of various bactericides starting as early as when onion plants have just 5 leaves and continuing until the pre-harvest entry interval of the bactericide still resulted in unacceptably high incidence of bacterial disease (i.e. >30%). In order for bactericides to work, they need to be part of an Integrated Pest Management program that incorporates various cultural tactics

such as different mulches and plant spacing.

**Mulch Type:** Growers' standard black plastic absorbs sunlight, thus increasing soil temperature, which in turn, promotes early crop development of onions. However, during the heat of June and July, the warmer soil temperatures provided by the black plastic may actually be creating a more favorable environment for bacterial diseases to develop and spread. In contrast, reflective silver mulch keeps soil temperatures cooler, and black biodegradable mulch provides early season added heat, which gives way to cooler soil temperatures as it degrades during the heat of summer. The lower temperatures provided by these alternative mulches could be the difference between optimum and below optimum temperatures for bacteria to grow. Similarly, soil temperatures of bare ground would be cooler than under black plastic, but it may be at the expense of effective weed control.

**Plant Spacing:** Essentially, wider plant spacing produces larger plants with more leaves, thicker necks with delayed maturity.

Large bushy plants are more conducive to holding water in the leaf axils and whorls, which can favor bacteria entering into the plant. Thick necks take longer to dry and remain succulent and green for a longer time, which provides ideal conditions for bacterial diseases to spread from the leaves into the bulb. Delayed maturity interferes with proper lodging and curing of the neck and bulbs, allowing for increased risk for bacterial infections in the leaves to spread into the bulbs. Since narrow plant spacing produces smaller plants with thinner, tighter necks that mature earlier, theoretically, these plants would be less conducive to bacterial bulb decay.

The focus of this project was to evaluate the effects of cultural practices including plant spacing and mulch type on bacterial dis-

(continued on next page)

# The NUTRI-GAL Difference

Unlocking The Key To Calcium  
Visit our Web site: [www.nutri-cal.com](http://www.nutri-cal.com)

INCREASES OVERALL ONION YIELD

By Reducing Shrinkage & Weight Loss in Storage

**NUTRI-GAL**<sup>®</sup>

**Nutri-K**  
The Potassium Solution

Western States

Call Walt Grigg at 509-952-7558

Kent Wasden 208-390-7878

C.S.I. CHEMICAL CORP.

800-247-2480

10980 Hubbell Ave., Bondurant, Iowa 50035



SP-132 Onion Harvester

# LEE SHUKNECHT & SONS, INC.

For the ultimate quality onion...use the best onion harvester in the world!

Thank You to All of our Customers for Another Successful Year

Wishing All A Happy and Prosperous New Year

Call Now to  
Schedule your  
Custom Built  
Harvester

4458 Ford Road, Elba, NY 14058 ♦ (585) 757-6628 ♦ Fax (585) 757-9395

"Since 1974" ♦ [www.shuknecht.com](http://www.shuknecht.com)



ease bulb decay, yield, bulb size and economic return in New York and Pennsylvania. Funding was provided by NESARE Partnership and NE IPM Partnership grants.

#### Methods:

Five on-farm small-plot field trials were conducted in New York and Pennsylvania in 2009 and 2010. In Interlaken, N.Y. (2009), and in New Holland, Pa. (2009 & 2010), two narrow (4") and two wide (10") plant spacing configurations (3 & 4 rows per bed) were compared to the growers' standards (New York: 8", 4 rows; Pennsylvania: 6", 4 rows). In New York in 2010, four narrow (4" & 6") planting configurations (3 and 4 rows per bed) and one wider configuration (8", 3 rows) were compared to the grower's standard. The trials were arranged as a randomized complete block design with 4 replications. Each repli-

cate consisted of 1 bed wide by 15 feet. The growers maintained the trials. At maturity, number of leaves per plant and neck diameter were counted and measured on 10 randomly selected plants per replicate, and percent lodging visually estimated. All of the onions were harvested and graded. Significant differences among treatments were determined by General Analysis of Variance and Fisher's Protected LSD test ( $\alpha=0.05$ ).

#### Results:

**Mulch Type:** Bacterial bulb decay: In Pennsylvania in 2010, the grower's standard black plastic mulch had 57 percent bacterial bulb decay at harvest (Table 1). Reflective silver mulch, biodegradable black mulch and bare ground had 23% (= 59% control), 17% (= 71% control) and 14% (= 75% control) bacterial bulb decay at harvest. Marketable yield: All of the alternatives to black plastic had

significantly 1.8 to 2.8 times higher marketable yield (Table 1). Bulb size: Silver and biodegradable mulch had significantly 3.7 and 3.6 times, respectively, higher jumbo weight than black plastic (Table 1). Bare ground had significantly higher small and medium weight than black plastic. Economic return: Silver mulch had the highest economic return at \$166 to \$279 per 100 feet of row, which was closely followed by biodegradable black plastic at \$160 to \$262 per 100 feet of row, which were 1.9 to 2.9 times higher than black plastic, which net only \$64 to \$90 per 100 feet of bed (Table 1).

**Recommendation:** Black plastic should eventually be abandoned and alternative mulches, especially reflective silver mulch and biodegradable black plastic, be studied further to elucidate which most consistently performs the best during different growing seasons.

Table 1. (on page 14) Evaluation of different mulch types for reducing incidence of bacterial bulb decay and improving profitability in onion (cv. Candy), New Holland, Pa., 2010: marketable yield and grade, incidence of bacterial bulb rot at harvest and net return.

Numbers in a column followed by the same letter are not significantly different, Fisher's Protected LSD test,  $p < 0.05$ . 2NS: Not significant, Fisher's Protected LSD test,  $p > 0.05$ . 3cost of herbicides: Prowl H2O @ 8 fl oz + Goal Tender @ 24 fl oz = \$16.67 per acre. 4Variable Price: According to PA Simply Sweet marketing program: Colossal - \$0.55/lb; Jumbo - \$0.50/lb; Medium - \$0.40/lb; Small - \$0.20/lb; no more than 30% total marketable weight can be sold as small + medium. 5Uniform Price: According to Interlaken road side stand prices: all grades except small (<2.25" not marketable) - \$0.90/lb. 6Net Economic return: gross (data not shown) minus cost of mulch/herbicides.

## Milton


PRECISION PLANTER

The Milton Precision Planter offers the perfect combination of accuracy, versatility and dependability, in a planter that's also competitively priced.

With interchangeable seed wheels and drive gears, the Milton can be used to plant virtually all small seed crops, including onions and sugar beets.

And the narrow design can be configured to plant 4" rows to increase your yield, not your acreage!

**miltonplanters.com**  
1-800-859-0399 - Starco MFG, Inc.



respectively (Table 2). Percent control of bacterial bulb decay provided by the narrow plant spacing configurations (4", 3 and 4 rows) ranged from 53 - 64%.


**Marketable yield:** There was a general trend in all trials that as plant spacing increased and planting density decreased, marketable yield increased (Table 2). Marketable yield in the narrow plant spacing (4") configurations (3 and 4 rows) was significantly 1.4 to

2.4 times higher than the growers' standards (Table 2). Bulb size: There was a general trend that as plant spacing decreased and plant density increased, jumbo weight increased, medium and small weight increased, and colossal weight was either the same or less than the growers' standards (Table 2). Jumbo weight was significantly 1.5 to 6.6 times higher in the narrow spacing (4") configurations (3 and 4 rows) compared to the

(continued on next page)

### At Champion Seed Company...

# We Know Onions!



## For your growing success!

**Brea, California - Headquarters**  
Bobby Arellano • (714) 529-0702

**Imperial & Coachella Valleys**  
Rob Wiley & Phil Maag • (760) 398-2729

**Bakersfield & Lancaster**  
Glenn Marshburn & Brian Haddon • (661) 397-5717

**Colorado & New Mexico**  
Larry Duell • (970) 339-5138

**Idaho, East Oregon & Utah**  
Danny Gabiola • (208) 642-9308  
Zane Beams • (208) 941-1421

**Washington, West Oregon & Nevada**  
Steve Graton • (509) 531-7254

**Mt. Vernon, Washington**  
Jenn Smith • (360) 941-7503

**Georgia, Florida & The Carolinas**  
Don Morocco • (912) 585-8934  
Zeb James • (252) 637-8903

**Rio Grande Valley, W. Texas & New Mexico**  
Norman Linkenhoger, Dwight Collier,  
Paul McDaniel & Fred Arellano • (956) 618-5574

**Winter Garden Texas**  
Eddie Vemor • (830) 278-5850



Seeds from the world's leading producers.

Serving you would be our privilege!

# CHAMPION SEED COMPANY

HOME OFFICE: 529 MERCURY LANE, BREA, CA 92821-4894 • 714/529-0702 • FAX: 714/990-1280



**Table 1**

**[At harvest (Jul-20-2010) per 100 feet of bed:**

Treatment	Onion Grade (lb)				% bacterial bulb decay by weight	Net Economic Return <sup>6</sup>			
	Total Marketable Yield (lb)	Colossal (>4") (3-4")	Med. (2.25-3")	Small (<2.25")		Cost of Mulch/herbicides <sup>3</sup>	Variable Price <sup>4</sup>	Uniform Price <sup>5</sup>	
Black plastic (std)	119.5 c <sup>1</sup>	13	65 a	24 c	16 b	57 %	\$2.38	\$64	\$90
Silver Plastic	331 a	27	242 b	46 bc	16 b	23 %	\$4.20	\$166	\$279
Biodegradable Black Plastic	321 a	14	231 b	54 b	22 b	17 %	\$7.00	\$160	\$262
Bare ground	213 b	0	85 a	82 a	46 a	14 %	\$0.11	\$121	\$150
<b>P Value (<math>\alpha=0.05</math>)</b>	<b>0.0008</b>	<b>NS<sup>2</sup></b>	<b>0.0011</b>	<b>0.0026</b>	<b>0.0063</b>	<b>NS</b>			

<sup>1</sup>Numbers in a column followed by the same letter are not significantly different, Fisher's Protected LSD test, p < 0.05. <sup>2</sup>NS: Not significant, Fisher's Protected LSD test, p > 0.05. <sup>3</sup>cost of herbicides: Prowl H2O @ 8 fl oz + Goal Tender @ 24 fl oz = \$16.67 per acre. <sup>4</sup>Variable Price: According to PA Simply Sweet marketing program: Colossal - \$0.55/lb; Jumbo - \$0.50/lb; Medium - \$0.40/lb; Small - \$0.20/lb; no more than 30% total marketable weight can be sold as small + medium. <sup>5</sup>Uniform Price: According to Interlaken road side stand prices: all grades except small (<2.25" not marketable) - \$0.90/lb. <sup>6</sup>Net Economic return: gross (data not shown) minus cost of mulch/herbicides.

**Table 2**

At harvest, per 100 feet of bed:

Planting Density (inch <sup>2</sup> /bulb)	Onion Spacing		Total Marketable Yield (lb) /bed	Onion Grade (lb)			% bacterial bulb decay by weight (<2.5")	Net Economic Return <sup>6</sup>			
	No. rows /bed	Plant Spacing (inch)		Colossal (>4")	Jumbo (3-4")	Medium Small (2.25-3")		Cost of transplants <sup>2</sup>	Variable Uniform Price <sup>4</sup>	Price <sup>5</sup>	
24 inch <sup>2</sup>	4	4	1200	510 a <sup>1</sup>	130 b	330 a	36 a	10 a	\$40.50	\$229	\$410
32 inch <sup>2</sup>	3	4	900	460 a	270 a	190 b	10 b	2.0 b	\$30.38	\$230	\$384
48 inch <sup>2</sup> standard	4	8	600	330 b	270 a	50 c	6.0 bc	0.0 b	\$20.25	\$160	\$277
60 inch <sup>2</sup>	4	10	480	220 bc	200 ab	20 c	0.0 c	1.0 b	\$16.20	\$111	\$181
80 inch <sup>2</sup>	3	10	360	160 c	130 b	10 c	1.0 c	0.0 b	\$12.15	\$70	\$132
<b>P Value (<math>\alpha=0.05</math>):</b>			<b>0.0001</b>	<b>0.0352</b>	<b>0.0000</b>	<b>0.0000</b>	<b>0.0046</b>	<b>0.0064</b>			

Interlaken, NY: 2009 (cv. Nebula) on silver plastic

Interlaken, NY: 2010 (cv. Candy) on silver plastic

Planting Density	Onion Spacing		Total Marketable Yield (lb) /bed	Onion Grade (lb)			% bacterial bulb decay by weight	Net Economic Return <sup>6</sup>			
	No. rows /bed	Plant Spacing (inch)		Colossal (>4")	Jumbo (3-4")	Medium Small (2.25-3")		Cost of transplants <sup>2</sup>	Variable Uniform Price <sup>4</sup>	Price <sup>5</sup>	
24 inch <sup>2</sup>	4	4	1200	873 a	399	434 a	39 a	0	\$40.50	\$412	\$745
32 inch <sup>2</sup>	3	4	900	716 b	447	253 b	16 b	0	\$30.38	\$348	\$614
36 inch <sup>2</sup>	4	6	800	697 bc	510	182 b	4.7 c	0	\$27.00	\$346	\$600
48 inch <sup>2</sup>	3	6	600	559 c	497	59 c	1.3 c	0	\$20.25	\$283	\$483
48 inch <sup>2</sup> standard	4	8	600	595 bc	525	67 c	4.0 c	0	\$20.25	\$303	\$516
64 inch <sup>2</sup>	3	8	360	369 d	349	20 c	0.7 c	0	\$15.19	\$202	\$317
<b>P Value (<math>\alpha=0.05</math>):</b>			<b>0.0001</b>	<b>NS</b>	<b>0.0000</b>	<b>0.0001</b>	<b>NS</b>	<b>NS</b>			

New Holland, PA: 2010 (cv. Candy) on black plastic

Planting Density	Onion Spacing		Total Marketable Yield (lb) /bed	Onion Grade (lb)			% bacterial bulb decay by weight	Net Economic Return <sup>6</sup>			
	No. rows /bed	Plant Spacing (inch)		Colossal (>4")	Jumbo (3-4")	Medium Small (2.25-3")		Cost of transplants <sup>2</sup>	Variable Uniform Price <sup>4</sup>	Price <sup>5</sup>	
24 inch <sup>2</sup>	4	4	1200	339 a	0.0	187	108 a	43 a	\$24.00	\$315*	\$242
32 inch <sup>2</sup>	3	4	900	277 ab	8.7	197	54 b	17 b	\$18.00	\$110*	\$216
36 inch <sup>2</sup> standard	4	6	800	151 bc	6.7	122	21 b	1.3 b	\$16.00	\$57	\$118
60 inch <sup>2</sup>	4	10	480	90 c	8.7	65	15 b	0.7 b	\$9.60	\$34	\$71
80 inch <sup>2</sup>	3	10	360	77 c	25	43	6.7 b	2.0 b	\$7.20	\$31	\$60
<b>P Value (<math>\alpha=0.05</math>):</b>			<b>0.0178</b>	<b>NS</b>	<b>NS</b>	<b>0.0002</b>	<b>0.0002</b>	<b>NS</b>			

<sup>1</sup>Numbers in a column followed by the same letter are not significantly different, Fisher's Protected LSD test, p < 0.05. <sup>2</sup>cost of transplants: NY - \$1.35 for 40 plants or \$0.03375 per plant (plugs); PA - \$0.02 per plant (bare roots from Texas). <sup>3</sup>Variable Price: According to PA Simply Sweet prices: Colossal - \$0.55/lb; Jumbo - \$0.50/lb; Medium - \$0.40/lb; Small - \$0.20/lb; no more than 30% total marketable weight can be sold as small + medium. <sup>4</sup>Uniform Price: According to Interlaken road side stand prices: all grades except small (<2.25" not marketable) - \$0.90/lb. <sup>5</sup>Net return: gross (data not shown) minus cost of transplants.

growers' standards. Narrow spacing (4") had significantly higher small and medium weight than the growers' standards in all trials (Table 2).

Economic return: Narrow plant spacing (4") with 4 rows net 1.4 to 5.5 times more with a value of \$43 to \$258 per 100 feet of bed than the growers' standards. Narrow plant spacing (4") with 3 rows net 1.1 to 1.9 times more with a value of \$45 to \$107 per 100 ft of bed than the growers' standards.

Recommendation: To manage bacterial disease of fresh market onions, we recommend that growers increase planting density to less than 36 inch<sup>2</sup> per bulb. For growers marketing jumbo and colossal onions, we recommend not using 4" plant spacing with 4 rows per bed, because there is risk of too much small and medium weight, especially in a hot dry year; rather, use 4" and 3 rows instead.

Table 2. Evaluation of onion spacing for reducing incidence of bacterial bulb decay and improving profitability in onion, Interlaken, NY 2009 & 2010 and New Holland, PA, 2010: marketable yield and grade, incidence of bacterial bulb decay at harvest and net return.

Editor's Note: Christine Hoefting and Kathryn Klotzbach are an Extension Vegetable Specialist and Program Assistant, respectively, with the Cornell Cooperative Extension Vegetable Program, Albany, N.Y.; Judson Reid is an Extension Vegetable Specialist, Cornell Cooperative Extension Vegetable Program, Penn Yan, N.Y.; and Beth Gugino is an Assistant Professor, Department of Plant Pathology, The Pennsylvania State University, University Park, Pa. Christine Hoefting can be contacted by e-mail at: cah59@cornell.edu; phone: (585) 798-4265 x38; fax: (585) 798-5191.