

Welcome!



**2012 EarthDance
Organic Farming
Apprenticeship Program**



The EarthDance Apprenticeship

What to expect as a Freshman Farmy

The Four Foundational Program Components:

- Field Work
- Enrichment Sessions
- Farmers Markets
- CSA



Field Work - 8 hrs/week

see field work schedule

- Track your own hours in the field work time log at the end of every shift. (See log.)
- Rachel will check everyone's timesheets in the log, and inform you if you are behind on your hours.
- Missing a shift: Contact shift leader as soon as possible if you need to miss a shift.
- Stay informed. - check Googlegroup emails before [shifts](#)
- Show up to your shift on time, with tools, and ready to take instruction.
- Field work includes strenuous activity. Be aware of your limitations and take care of your body.

Starting Seeds in the Greenhouse



Optional: Sign up for this **Wed** or **Thurs**!

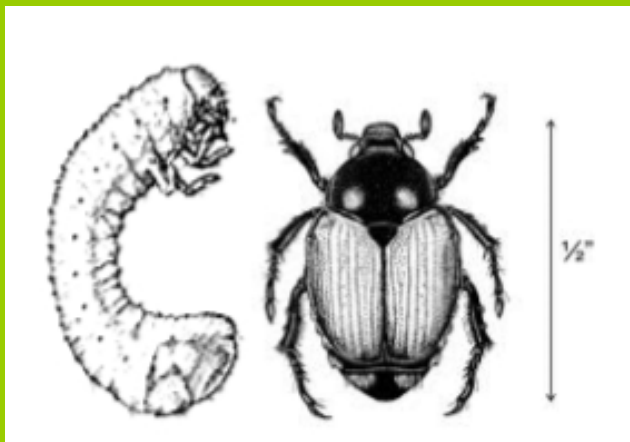
Enrichment Sessions

- Every Monday night 5:30-7:30
- Enrichment nights: field walks, field trips, and guest speakers.
- Field walks take place at the farm.
- Classes will take place at Saint Stephens or at North County Tech High (same place as seeding in the greenhouse.)
- Field Trip info is on your schedule.
- Apprentices are required to attend at least 80% of all field walks and enrichment sessions in order to graduate with a certificate.

2012 Enrichment Sessions



- Health Begins in the Soil
- To Market, To Market
- Preserving the Harvest
- Save The Veggies: Pests and Diseases
- Farming as a Business
- The ABC's of CSA
- And many more!



Field Walks

- Take place at the Mueller Farm
- Ask questions of our farm manager
- Take part in demonstrations of various techniques
- Observe the changes in the plants' growth
- See pest and disease issues and how we're managing them organically
- Bring your **farm journal** and take notes!



Focus Crops & Crop Presentations

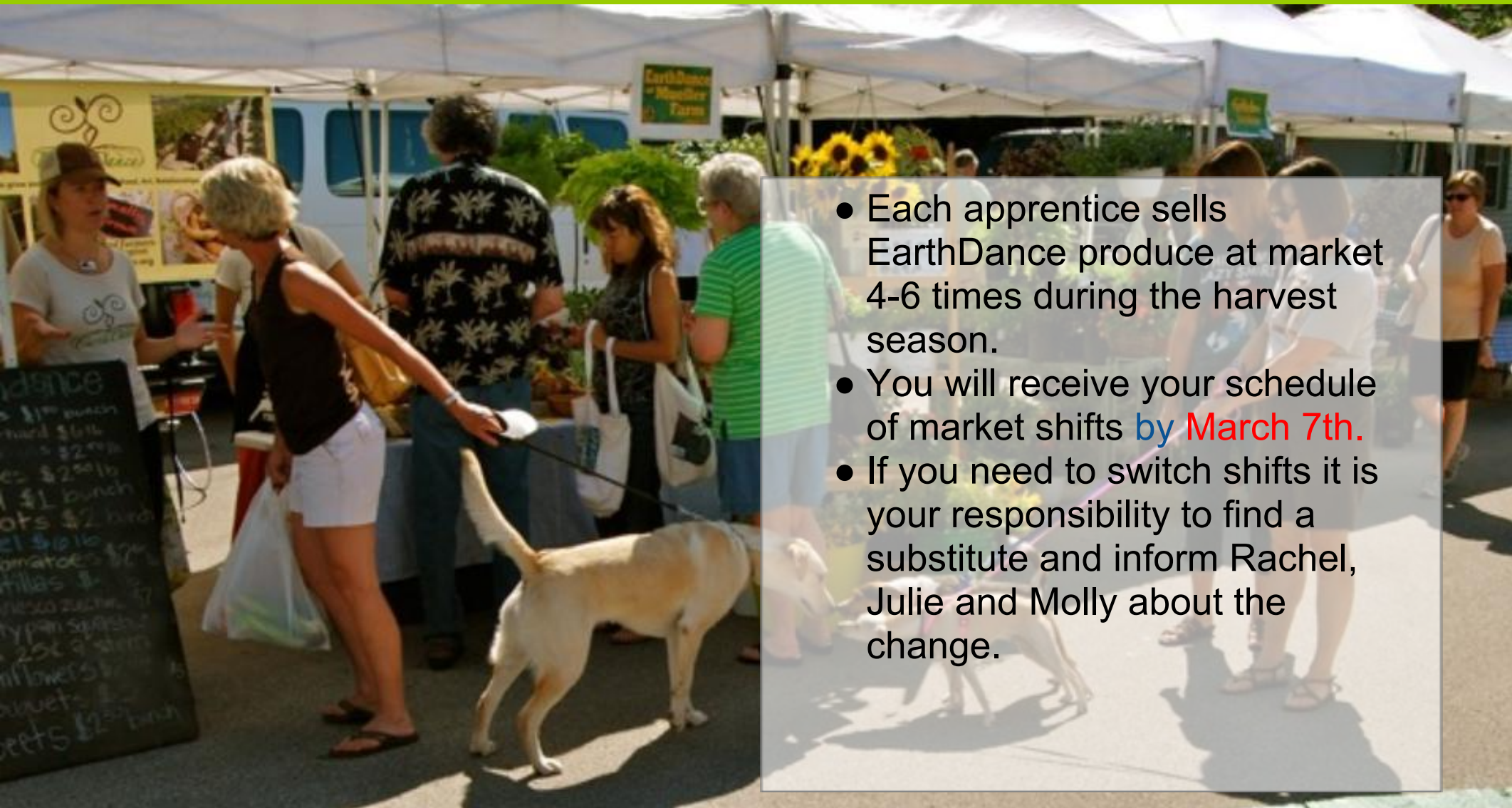


2012 Field Trips

- Merryl Winstein's Urban Homestead (goats & cheese)
- Three River's Community Farm (Equipment and infrastructure)
- Yours Market and New Roots (urban farming)
- Riverbend Roots Farm (CSA)
- Flower Hill Farm (flowers)
- And more!



Farmers Markets



- Each apprentice sells EarthDance produce at market 4-6 times during the harvest season.
- You will receive your schedule of market shifts **by March 7th.**
- If you need to switch shifts it is your responsibility to find a substitute and inform Rachel, Julie and Molly about the change.

Farmers Markets



**Saturdays
8 - 12noon
Ferguson Farmers Market**



**Wednesdays
4-7pm
Maplewood Farmers Market**



CS

A

- This year, EarthDance's Community Supported Agriculture program will be open to the public. Apprentices will work collaboratively to operate the 100 member CSA.
- As an EarthDance apprentice, you are a member of our CSA!
- CSA pick up will take place at the Ferguson and Maplewood markets, or during harvest shifts at the farm. How/ when will we figure out who picks up where? We can give them a heads up and try to collect that at orientation
- Shares cannot be left at the farm. If you need to pick up after 6, you must contact the appropriate market manager.
- Participation in the CSA is contingent on fulfillment of your apprenticeship responsibilities.

What Crops are we Growing?

Broccoli Raab
Peas
Radish
Lettuce/Greens
Turnips
Scallions
Swiss Chard
Beets
Garlic
Carrot
Summer Squash
Onion
Potatoes
Beans
Eggplant



Cucumber
Okra
Tomato
Hot Peppers
Sweet Peppers
Husk Cherries
Leeks
Sweet Potato
Winter Squash
Cabbage
Brussel Sprouts
Kale
Shallots
Flowers
Herbs (Culinary and Medicinal)





"HC Duty" Coordinating the Harvest
(see pages 4 & 5)

Time Off

(see page 5)



Communication is key!

- Google Groups, Google Calendar, EarthDance website
- Communicate scheduling changes to a crew leaders or market manager.
- Communicate needs, questions, ideas, and concerns as they arise.

We are a team.



Resources

part of your weekly apprenticeship update.



Tools

We would like each of you to have

- pruners
- a 5 gallon bucket

We would suggest a


- stirrup hoe



<http://astore.amazon.com/earth074-20>

Logistical Fun!

- Safety
- Hydration
- Clothing
- Bathroom Facilities
- Tools
- Bees & Allergies
- Poison Ivy & Biting Insects
- Parking



Community Education & Outreach

(1 event during the season)



Successful Community Farming

- Plan to be at the farm two to three times a week during the growing season. We have created a work schedule for everyone.
- Commit to cooperative farming, at least for one season.
- Attend field walks and enrichment sessions.
- Get to know your fellow “Freshman Farmies”!
- Educate yourself. Seek other learning opportunities: read farming and gardening books and publications, and attend complementary workshops, conferences, and speaking events. We will keep you informed of as many opportunities as we can!



Sedum.
One petal and two stamens (mag.).



Sedum.
Pistil (mag.).



Sedum.
Seed (mag.).



Crassula Magnoliifolia.
Seed, entire and cut longitudinally (mag.).



Sedum.
Flower (mag.).



Sedum.
Flower cut vertically (mag.).



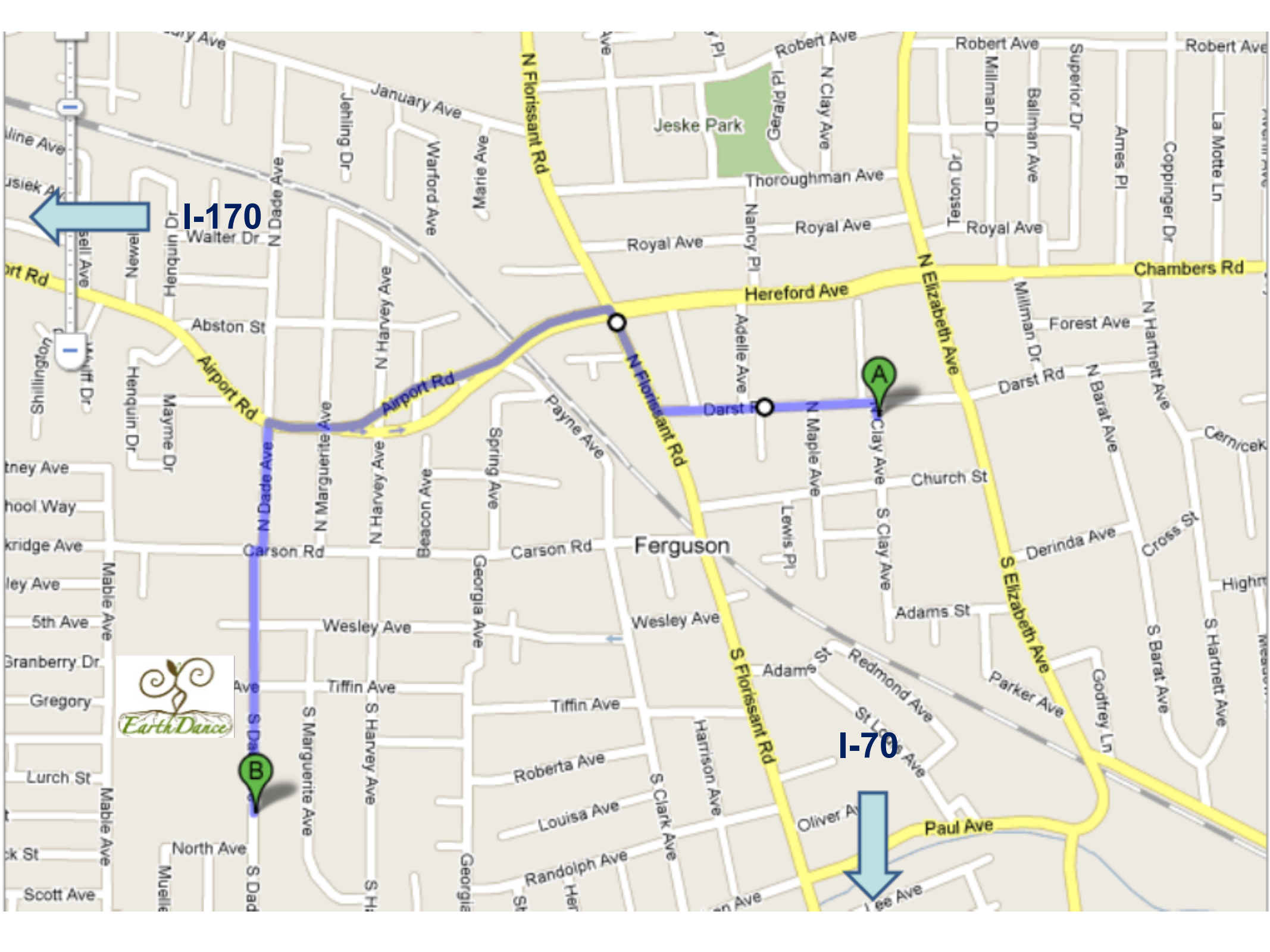
Sedum acre.



Sedum. Diagram.



Sedum. Fruit (mag.).



I-170

I-70



What's Next?

- If you signed up to work in the **greenhouse** with us this week, we'll see you on **Wednesday or Thursday** morning at North County Tech! *(Detailed driving directions will be sent out via email on Tuesday **Could we provide these upfront, instead? Yes, better.**)*
- Week 1 Enrichment Session: March 5th, 5:30pm
Organic Farming 101 at North County Tech
- Week 2 Enrichment Session: March 12th, 5:30pm
Field walk at the Mueller Farm
- **When will we start farming?** Tuesday, March 14th
1st day of field work at the Mueller Farm