

Constant Contact Survey Results

Survey Name: SAREVeggie_20131126

Response Status: Partial & Completed

Filter: None

2/19/2014 9:53 AM EST




TextBlock:

The team at Rodale Institute is asking farmers and extension educators to complete the following final survey for our Northeast SARE-funded cover crops project. Your responses will help us understand whether or not our presentations, workshops and field days on our farm or partner farms have been effective, and allow us to make improvements for upcoming events. Thank you in advance for your time! If you have any technical difficulties, please contact Amanda at 610-683-1475 or amanda@rodaleinstitute.org.

If you be would be willing to be contacted by a Rodale Institute staff member for some follow-up questions, please provide an email address or phone number and your first name. Be assured, we will not share this information with any third parties.

126 Response(s)

* Are you
a farmer (either full- or part-time)?

Answer	0%	100%	Number of Response(s)	Response Ratio
Yes			152	76.7 %
No (Continue to question #14)			42	21.2 %
No Response(s)			4	2.0 %
Totals			198	100%

TextBlock:

Farmer Questions












How many acres do you farm annually?

154 Response(s)




Have you tried incorporating more cover crops into your farming production system? (Please list on how many acres.)

Answer	0%	100%	Number of Response(s)	Response Ratio
Yes			142	71.7 %
No.			12	6.0 %
No Response(s)			44	22.2 %
Totals			198	100%

What cover crop(s) did you try? Select all that apply.

Answer	0%	100%	Number of Response(s)	Response Ratio
hairy vetch			71	47.9 %
rye			111	75.0 %
crimson clover			56	37.8 %
Austrian field peas			35	23.6 %
winter peas			27	18.2 %
oats			85	57.4 %
other clover			69	46.6 %
other small grains			48	32.4 %
grain/legume mix			52	35.1 %
forage radish			46	31.0 %
Other			72	48.6 %
Totals			148	100%


Would you say your cover crop use was a success?

Answer	0%	100%	Number of Response(s)	Response Ratio
Yes			132	66.6 %
No			15	7.5 %
No Response(s)			51	25.7 %
Totals			198	100%

What worked and what didn't?

130 Response(s)

Will you be using cover crops again? (Please explain why or why not.)

Answer	0%	100%	Number of Response(s)	Response Ratio
Yes			151	76.2 %
No			4	2.0 %
No Response(s)			43	21.7 %
Totals			198	100%

Did you try rolling/crimping your cover crop anywhere on your farm? (Please list on how many acres.)

Answer	0%	100%	Number of Response(s)	Response Ratio
Yes			29	14.6 %
No (Continue to question #24)			123	62.1 %
No Response(s)			46	23.2 %
Totals			198	100%




What cover crops did you roll/crimp? Select all that apply.

Answer	0%	100%	Number of Response(s)	Response Ratio
hairy vetch			11	36.6 %
rye			20	66.6 %
crimson clover			1	3.3 %
Austrian field peas			3	10.0 %
winter peas			4	13.3 %
oats			2	6.6 %
other clover			2	6.6 %
other small grains			3	10.0 %
grain/legume mix			5	16.6 %
forage radish			2	6.6 %
Other			8	26.6 %
Totals			30	100%




What cash crops did you plant in the rolled cover crops? Select all that apply.

Answer	0%	100%	Number of Response(s)	Response Ratio
vegetables			16	43.2 %
field corn			14	37.8 %
soybeans			10	27.0 %
small grains			3	8.1 %
Other			7	18.9 %
Totals			37	100%

Did the roller/crimper work well?

Answer	0%	100%	Number of Response(s)	Response Ratio
Yes			19	9.5 %
No			11	5.5 %
No Response(s)			168	84.8 %
Totals			198	100%

Will you roll/crimp cover crops in coming seasons?

Answer	0%	100%	Number of Response(s)	Response Ratio
Yes			27	13.6 %
No			21	10.6 %
No Response(s)			150	75.7 %
Totals			198	100%

TextBlock:

Also an extension educator? Continue to the next question. Otherwise, please go to question #22 to complete the farmer portion of the survey.

TextBlock:

Extension Educator Questions

Do you work with farmers? (Please explain your role.)

Answer	0%	100%	Number of Response(s)	Response Ratio
Yes			48	24.2 %
No (Continue to question # 22)			18	9.0 %
No Response(s)			132	66.6 %
Totals			198	100%

How many farmers do you work with per year (approximately).

Answer	0%	100%	Number of Response(s)	Response Ratio
less than 20			20	10.1 %
20 - 50			7	3.5 %
50 - 100			8	4.0 %
100 - 200			4	2.0 %
200 - 500			4	2.0 %
more than 500			5	2.5 %
No Response(s)			150	75.7 %
Totals			198	100%

Did you recommend cover crops to any of these farmers?




Answer	0%	100%	Number of Response(s)	Response Ratio
Yes			41	20.7 %
No			7	3.5 %
No Response(s)			150	75.7 %
Totals			198	100%

Did



any of these farmers actually implement the use of cover crops? (Please estimate how many acres in total use cover crops based on your recommendation.)

Answer	0%	100%	Number of Response(s)	Response Ratio
Yes			35	17.6 %
No			7	3.5 %
No Response(s)			156	78.7 %
Totals			198	100%

Did you recommend rolling/crimping cover crops to any of these farmers? (Please explain why or why not?)

Answer	0%	100%	Number of Response(s)	Response Ratio
Yes			19	9.5 %
No			24	12.1 %
No Response(s)			155	78.2 %
Totals			198	100%

Did any of these farmers actually implement a roller/crimper? (Please estimate on how many acres in total now use a roller/crimper based on your recommendations.)

Answer	0%	100%	Number of Response(s)	Response Ratio
Yes			11	5.5 %
No			26	13.1 %
No Response(s)			161	81.3 %
Totals			198	100%

For

how many of these farmers was the roller/crimper successful in crimping the cover crops?

15 Response(s)

How many of these farmers will be using the roller/crimper again in coming seasons?

14 Response(s)













TextBlock:

Tell us more...

What topics would you like to see us cover in workshops and field days at Rodale Institute?

58 Response(s)

When would you be most willing to come to Rodale Institute for a workshop or field day? (Select all that apply.)

Answer	0%	100%	Number of Response(s)	Response Ratio
January			25	29.4 %
February			27	31.7 %
March			27	31.7 %
April			15	17.6 %
May			16	18.8 %
June			14	16.4 %
July			18	21.1 %
August			14	16.4 %
September			15	17.6 %
October			19	22.3 %
November			18	21.1 %
December			16	18.8 %
Totals			85	100%

Any other comments?

58 Response(s)