



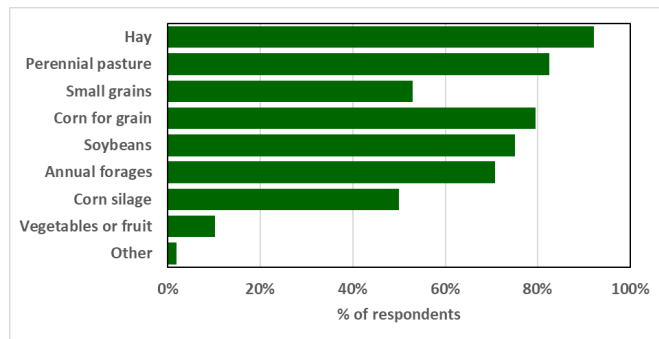
Understanding integrated crop and livestock farming systems: farmer survey results IOWA

Match Made in Heaven: Livestock + Crops, July 2024

In 2023 through April of 2024, the Match Made in Heaven project (MMIH) surveyed 553 farmers primarily in the 6 Midwestern states of Illinois, Indiana, Iowa, Minnesota, Missouri, and Wisconsin. This fact sheet summarizes the results from 76 Iowa farmers. The vast majority of respondents (72) have an integrated system with both annual crops and livestock. The goal of the survey was to understand the benefits associated with integration of livestock into annual cropping systems as well as the barriers to doing so. This fact sheet provides a snapshot of what we learned.

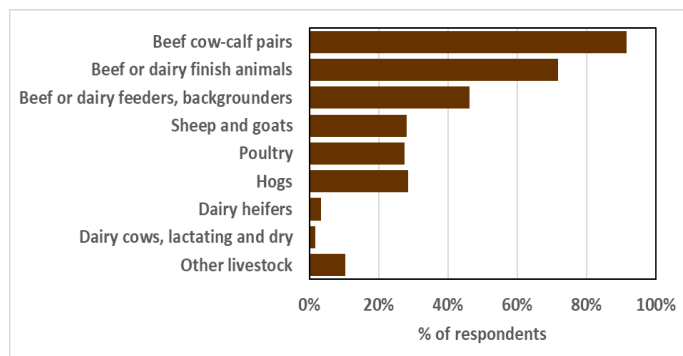
What do integrated farms look like?

Crop production. Because most respondents are raising livestock, their cropping mix skews heavily toward forage crops and pasture. These farmers also raise a variety of common crops and many use cover crops and annual forages in their rotations.



Livestock types

Our respondents raise a wide range of livestock types, but a majority raise beef animals. “Other livestock” included mainly horses.

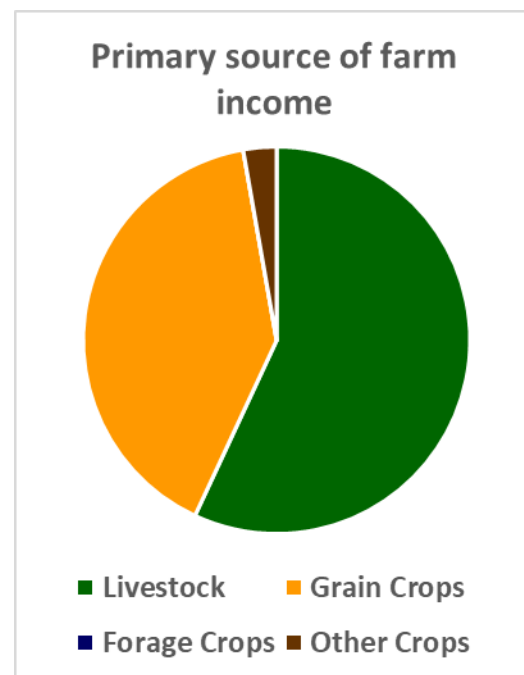


Demographics

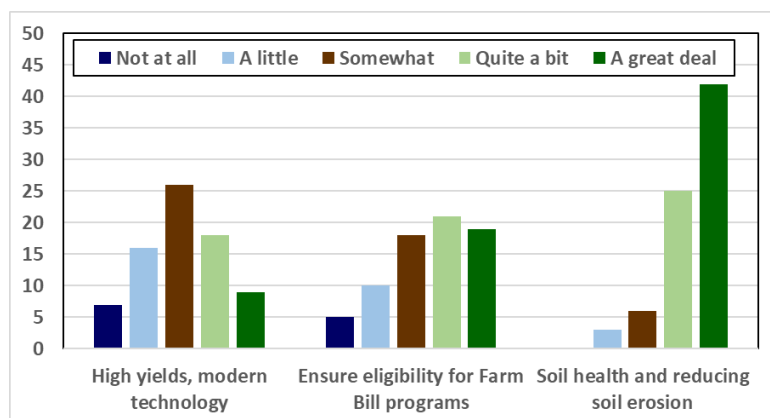
- ❖ 76 survey responses
- ❖ Average age: 51
- ❖ Average years farming: 26
- ❖ Average acres owned: 290 (range: 0 to 1500)
- ❖ Average acres rented: 289 (range: 0 to 3500)
- ❖ Raised livestock in the last 3 years: 72 respondents
- ❖ Raised only crops in the last 3 years: 4 respondents

Economics of integrated farms

A majority of respondents reported that **livestock** was their primary source of income from farming, with the second largest category being grain crops (see pie chart).



Motivation for choosing integrated systems

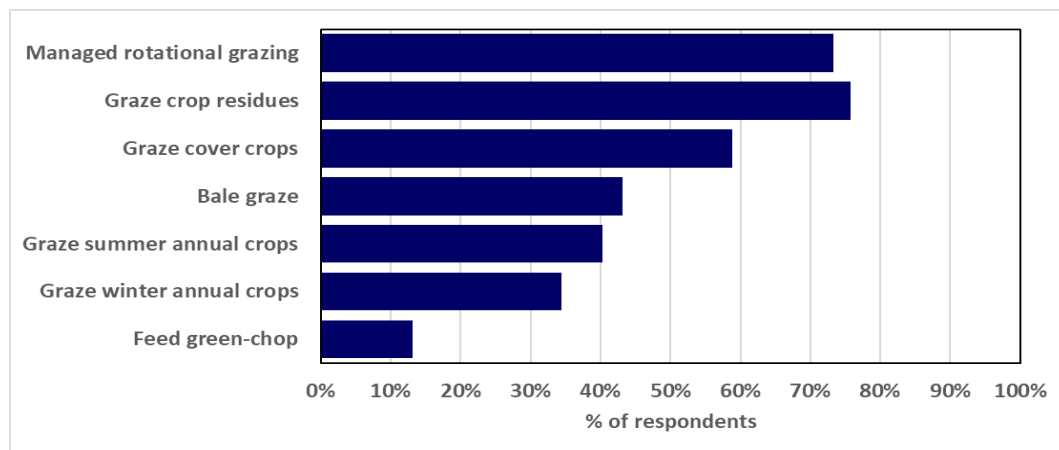


Respondents were asked how closely several approaches matched their own motivations for making farming decisions. Many of the respondents were strongly motivated by **soil health** and reducing soil erosion, more so than increasing yields or eligibility for Farm Bill programs.

Livestock integration and soil health practices used

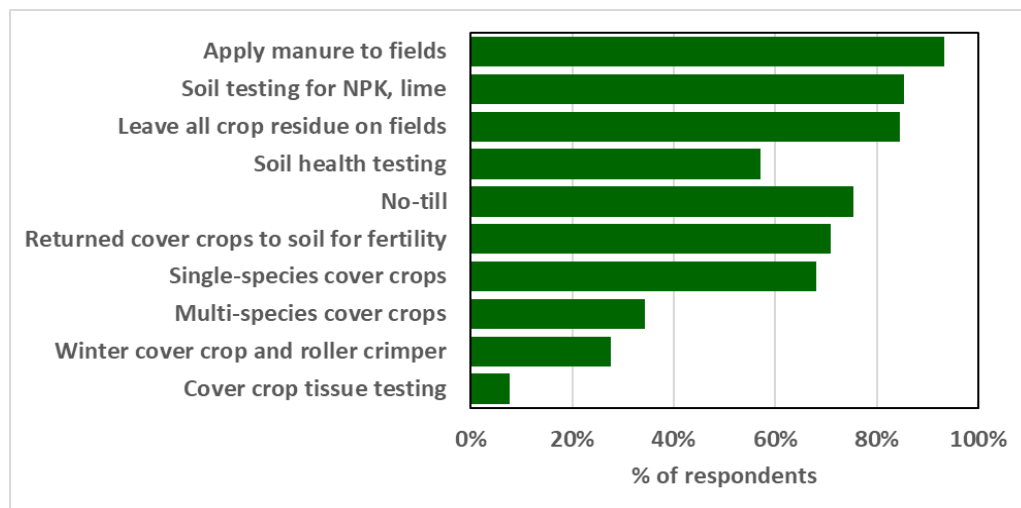
Survey respondents use a variety of livestock grazing practices, but a majority do managed rotational grazing and graze crop residues. Smaller majorities graze crop residues and cover crops.

Livestock grazing practices



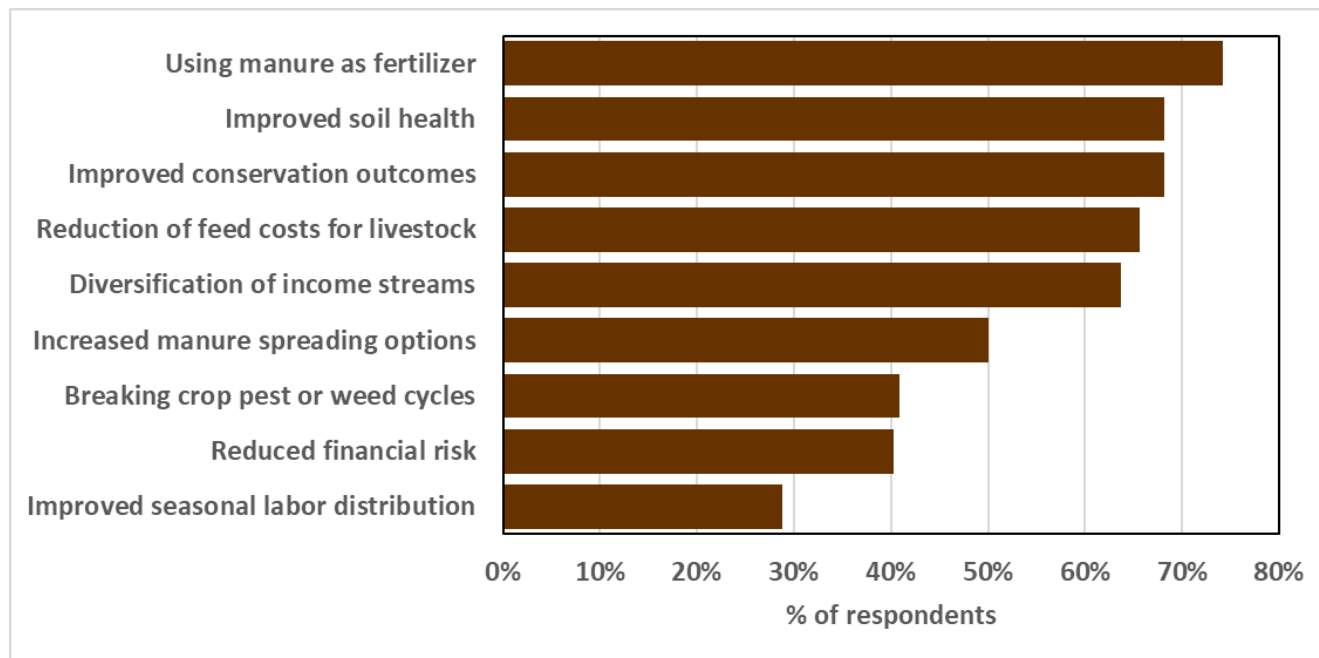
Soil health practices

Respondents were asked a variety of questions regarding their soil management practices. This chart shows some of the most common soil health practices that are being used on Iowa farms.



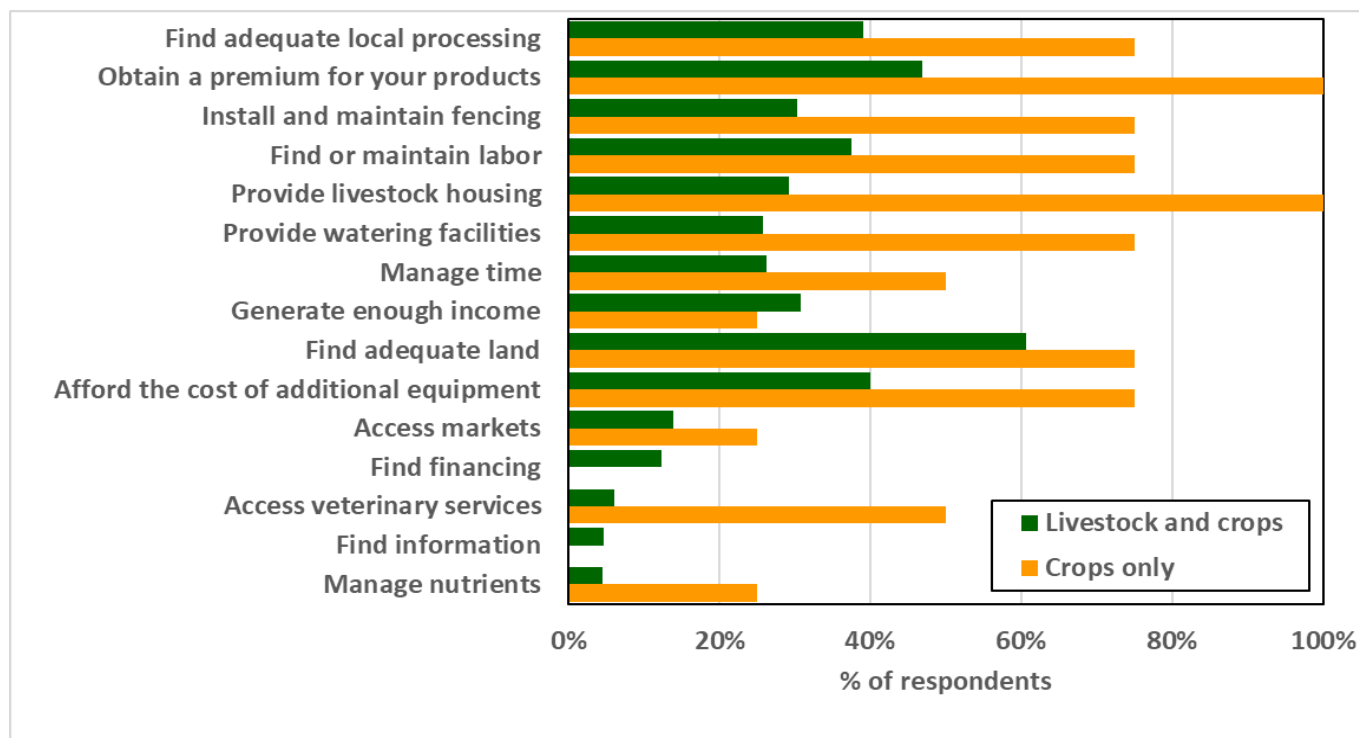
Integration benefits

Respondents were asked about what they perceived as the most beneficial aspects of integrated crop and livestock systems. The graph below shows the percent of respondents valuing potential livestock integration benefits 'quite a bit' or 'a great deal'.



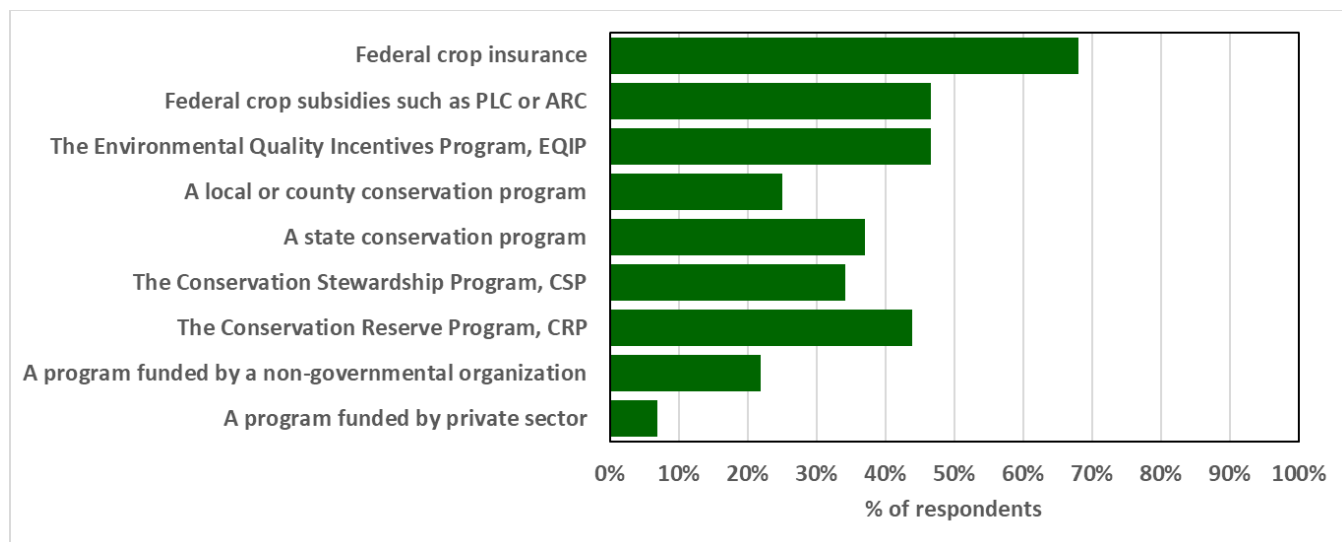
Integration challenges

Crops only farmers and farmers with integrated crop and livestock systems were asked how challenging various aspects of integration seem to be for them. **Note that there were only 4 crops only respondents in this survey.** The chart compares percentages of respondents who view each item as “very” or “extremely” challenging. Several topics were considered significantly more challenging by crops only farmers than they actually are for farmers with integrated systems. There were no topics that integrated farms found were more challenging than crops only farmers thought they might be.



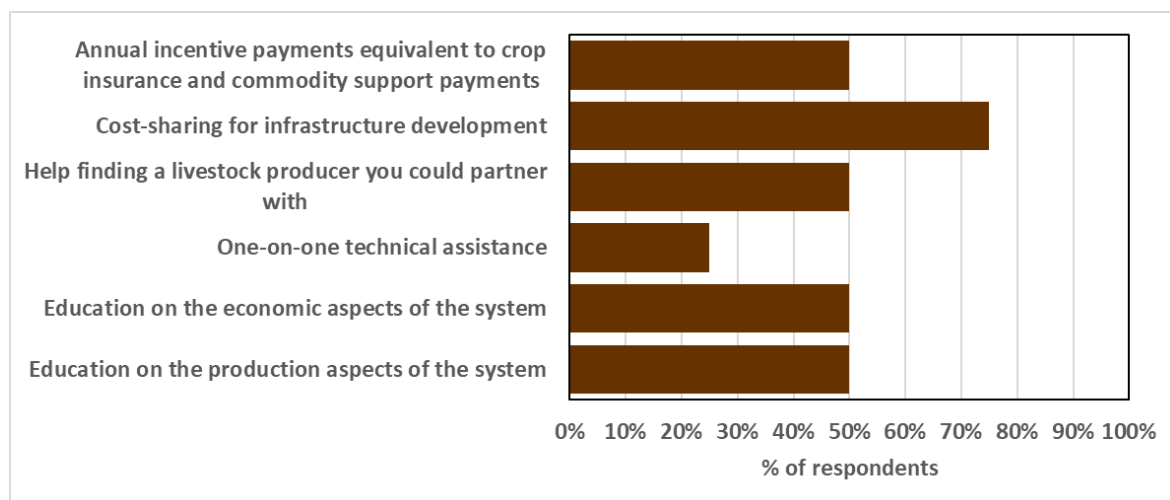
Incentives for integrating livestock into cropping operations

A large proportion of respondents reported NOT participating in programs that encourage adoption of soil health and conservation practices. The graph below shows that the most commonly used program is federal crop insurance, followed by other federal subsidy programs and EQIP.



Opportunities to help crops-only farmers add livestock to their operations

Crops-only farmers were asked what kinds of assistance would help them overcome the barriers to adding a livestock enterprise to their farming operations and were offered a series of potential support options. **Note that there were only 4 crops only respondents in this survey.** The graph below shows that a majority of respondents expressed interest in cost sharing for fencing and watering systems. Half of the respondents were interested in most of the options for support.



Background information

Authors: Laura Paine, Jane Jewett, Amy Fenn, Gigi DiGiacomo, and Erin Meier.

“Match Made In Heaven: Livestock + Crops” is a 3-year, 6-state grant project through Green Lands Blue Waters that creates opportunities for farmers to share their interests, challenges, and needs, and for the crop and livestock organizations that they engage with to hear from their members and meet their needs with their programming and resources. The project is a collaboration between 50+ groups including crop and livestock associations, universities, public agencies, and soil/water groups. In addition to the survey, project elements include case studies of 8 farmers with integrated systems, highlighting their unique systems and innovations, a series of field days being conducted in 2024 and a resource library of materials on crop and livestock integration. Learn more at <https://greenlandsbluewater.org/match-made-in-heaven-livestock-crops/>

This material is based upon work that is supported by the National Institute of Food and Agriculture, U.S. Department of Agriculture, under agreement number 2021-38640-34714 Am 3 through the North Central Region SARE program under project number LNC21-453. USDA is an equal opportunity employer and service provider. Any opinions, findings, conclusions, or recommendations expressed in this publication are those of the author(s) and do not necessarily reflect the view of the U.S. Department of Agriculture.