

Figure Legends

Figure 9. Mud Hole Cove study site (Beals, Maine)

Figure 10. Timber Cove study site (Gouldsboro, Maine)

Figure 11. Initial size-frequency distribution of Arctic surfclams planted at each study site in June 2022.

Figure 12. Wooden boxes used as experimental units to grow Arctic surfclam seed in the lower intertidal zone. A) 1-ft x 2-ft; B) 2-ft x 2-ft.

Figure 13. One-inch thick wooden box top (1-ft x 2-ft). A) a piece of 4.2 mm flexible netting stapled to the bottom of the frame. B) & C) A piece of extruded, polypropylene mesh (6.4 mm). D) & E) A piece of vinyl-coated lobster trap wire (12.7 mm [one-half inch] aperture). The same material was used for 2-ft x 2-ft boxes.

Figure 14. A 2-ft x 2-ft wooden box. Yellow arrows point to wooden strapping stakes (24-inches long) that are pushed into the soft sediments to the height of the box bottom. Two screws through the top of the strapping into the side of the box secure the box in place. Four stakes were used for the large boxes, and two for the small boxes.

Figure 15. A 2-ft x 2-ft wooden box containing 6L of play sand and cultured Arctic surfclam juveniles.

Figure 16. Carapace width of crabs (greatest linear distance between the lateral spines). A) Green crab, *Carcinus maenas*, juvenile. B) Rock crab, *Cancer irroratus*.

Figure 17. Hatchery mark used to distinguish size of Arctic surfclam individuals on the date of deployment. Absolute growth = Final Shell Length minus Initial Shell Length.

Figure 9.



Figure 10.



Figure 11.

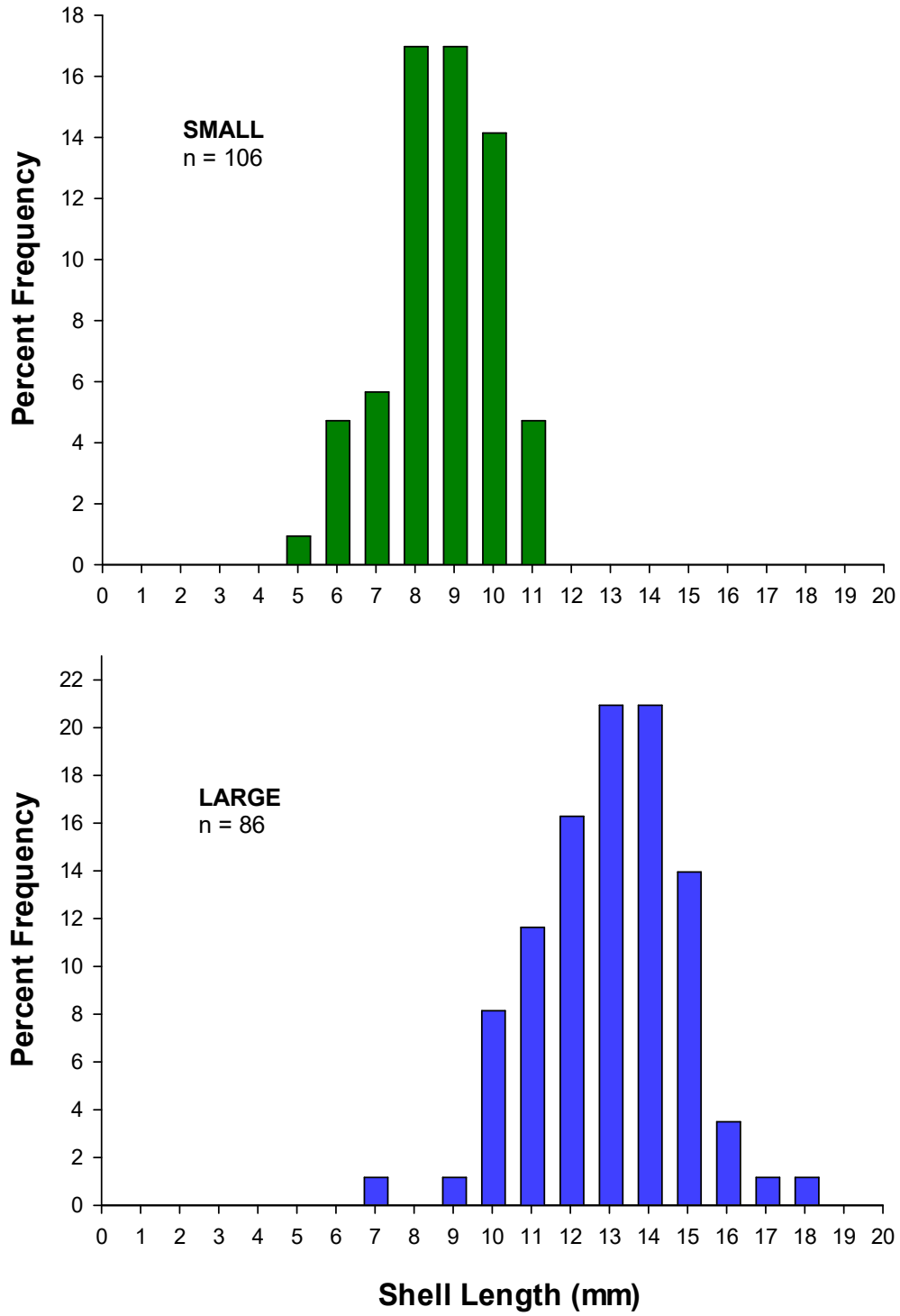


Figure 12.




Figure 13.




Figure 14.



Figure 15.



Figure 16.




Figure 17.

