




# Garden Mum Production







- [Find Funding Opportunities](#)
- [View Resources by Program Areas](#)
- [Search CPA Resources](#)
- [View CPA YouTube Channel](#)
- [Search Other UT Extension Publications](#)



# CENTER FOR PROFITABLE AGRICULTURE



# Garden Mum Production

## Garden Mum Production in Tennessee



**Center for Profitable Agriculture**  
300 subscribers

Subscribe

 33



 Share

 Save



2.7K views 2 years ago

Lucas Holman, County Extension Director, Wilson County, TN, discusses the production, marketing and overall demand for Garden Mums in Tennessee. ...more



# Marketing

- Mum values in Tennessee are almost \$5 million.
- Wholesale vs. Retail
- There are around 100 producers of mums in Tennessee.
  - This number goes up every year.





# Direct Market

- Farmer's markets
- Road-side stands
- CSA's





# Tennessee

- They are grown in containers in a wide array of systems.
- Generally, they're outside.
- They are grown from usually patented cuttings in FULL SUN.





# Mum types

- Short Day Plants
- Broken up by season they'll color up.
- Decide what you want your market to be.
- Normally they'll run from Mid-September to October.
- Get a diverse mix to keep color all season long.



# When to get started?

- Many places plant the last week of May - end of June.
- Ordering the cuttings need to be done the winter BEFORE.
- Get your supplies as soon as you decide you're doing mums.









# Weed barrier

- Gravel
- Weed fabric
- Something porous





# Get inspected

- Tennessee Department of Agriculture requires permits for the selling of plants.
- It's all based upon your growing area.
- Quick and easy.





# To Pinch or Not To Pinch

- All of the new mums do not require pinching.
- They're bred for branching.





# Spacing

- Look at your area.
- 18"-30" centers.
- Determine the size container
- Many horticultural suppliers can help with spacing.





# Containers

- Generally 8-9" mum pans
- Tri-color mums - larger containers (14-16")
- See what your market wants.





# Soil


- Potting soil
- Well-drained and aerated
- Commercial Mixes
  - Tested for weeds/disease





# Irrigation/Fertility

- Normally a slow release along with fertigation
  - Injector in the water
  - Cheap 1:100 injectors
- 250 ppm during growing with slow release
- 300-350 ppm during growing without slow release





# Irrigation

- Trickle or Drip Tape
- Overhead
- Spaghetti tubing



<https://www.growertalks.com/Article/?articleid=24813>













SHARE US



PRINT 



# Netting

Market: Greenhouse

Category: Support Systems

Type: Injection

Select Size

Select






# Pests/Diseases

- Caterpillars
- Aphids
- Spider Mites
- Bacterial Leaf Spot
- Fusarium Wilt
- Root Rots















# Management Practices

- Avoiding soil contact
- Sanitation practices such as clean the area around the pad.
- Try to avoid overhead irrigation.
- Scout, scout, scout.



# Fungicides

- Many suppliers can help recommend preventatives.
- Mostly used as a preventative.
- Clean containers that you may be reusing.



# Stress

- They need natural daylight.
- Water/Fertility Stress
- Environmental Stresses













# Selling!

When first buds  
show color.

90% of people want  
them not fully  
opened.

Put pencil to paper

















# Resources

- Utilize your Extension Agents/Specialists.
- Pick TN Conference
- Center for Profitable Agriculture