

Missouri Weekly Agricultural Market Prices and Trends



AGRICULTURAL MARKET PRICES BULLETIN

Edited by Dr. Eleazar Gonzalez

This weekly bulletin aims to provide market prices and trends of main Missouri agricultural products and help Missouri stakeholders, including farmers, ranchers, and consumers, make informed decisions when marketing and finding prices for farm products. Agricultural products include two categories: Animal-origin products and plant-origin products. Prices indicate the average weekly value of each product. The bulletin offers prices for selected crops and livestock products. When data is available, the publication reports beef-livestock market prices paid at live auctions in five regions of Missouri (Southwest, Northeast, Central Region, Southeast, and Northwest). In addition, other livestock market prices, such as sheep, goats, pork, whole milk, and eggs, are also reported. All information and discussion in this bulletin are the responsibility of the authors. If you want more information on the previous publication, follow us on [Facebook location](#), or the site of the [LUC Agricultural Economics and Marketing program](#).

College of Agriculture, Environmental and Human Sciences (CAEHS). Cooperative Extension. Agricultural Economics and Marketing Program (AEMP)

As an equal opportunity employer and provider, Lincoln University does not discriminate based on race, color, religion, national origin, sex, sexual orientation, age, disability, or other factors prohibited by law in any of its educational programs, activities, services, admissions, or employment practices.

CONTENT:

1. Missouri Crop Market.....	2
a. Conventional Specialty Crops Market Prices	2
b. Organic Specialty Crops Market Prices.....	3
c. Comparative Market Prices of Conventional & Organic Products	3
2. Missouri Livestock Market	
a. Beef Prices:	
Southwest Region.....	4
Northeast Region	5
Northwest Region	5
Southeast Region	6
Central Region.....	6
b. Small Ruminants.....	7
c. Beef Box Prices	7
3. AgBiz news & AgrOpportunities.....	8
4. Contact information.....	9

No cost to [Subscribe to receive a weekly market bulletin.](#)



MISSOURI CROP MARKETS

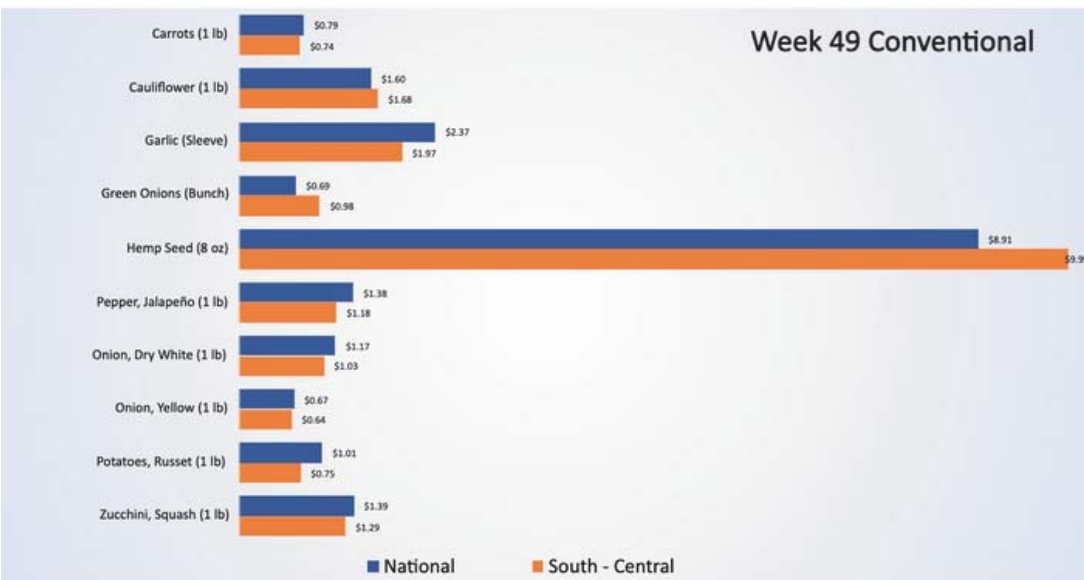
The bulletin shows market prices of selected crops that consumers demand all year round. The publication compares weekly specialty and horticultural produce prices from conventional and organic production systems, as shown in Table 1 below. Organic production systems offer a high-value market for products when comparing both weeks. Prices of conventionally grown products led to a lower value market; however, product price volatility was observed in different product trends in both production systems. Market price reports vary weekly; if the price indicates zero, no price was reported that week.

Table 1: Conventional Specialty Crops Prices

Conventional Crop Price/lb	NATIONAL			SOUTH - CENTRAL		
	Week 49	Week 48	%Change	Week 49	Week 48	%Change
Broccoli, Hybrid (1 lb)		\$1.42			\$1.49	
Carrots (1 lb)	\$0.79	\$0.84	-5.95%	\$0.74	\$0.69	7.25%
Cauliflower (1 lb)	\$1.60	\$0.84	90.48%	\$1.68		
Garlic (Sleeve)	\$2.37	\$1.97	20.30%	\$1.97	\$1.97	0.00%
Green Onions (Bunch)	\$0.69	\$0.68	1.47%	\$0.98	\$0.95	3.16%
Hemp Seed (8 oz)	\$8.91	\$8.24	8.13%	\$9.99		
Lettuce, Romaine (Each)	\$1.43					
Lettuce, Green Leaf (Each)	\$1.49	\$0.91	63.74%			
Pepper, Green Bell (1 lb)	\$2.82	\$1.67	68.86%		\$0.50	
Pepper, Jalapeño (1 lb)	\$1.38	\$1.40	-1.43%	\$1.18	\$1.01	16.83%
Onion, Dry White (1 lb)	\$1.17	\$1.13	3.54%	\$1.03	\$1.31	-21.37%
Onion, Yellow (1 lb)	\$0.67	\$0.91	-26.37%	\$0.64	\$0.67	-4.48%
Potatoes, Russet (1 lb)	\$1.01	\$0.79	27.85%	\$0.75	\$0.49	53.06%
Spinach (Bunch)	\$1.90	\$1.18	61.02%			
Tomatoes, Vine Ripe (1 lb)	\$2.55	\$0.89	186.52%			
Watermelon, Red Seedless (Each)		\$5.99			\$5.99	
Pumpkin (1 lb)						
Zucchini, Squash (1 lb)	\$1.39	\$1.44	-3.47%	\$1.29	\$1.32	-2.27%

Source: Agricultural Economics and Marketing Program, Cooperative Extension, Lincoln University with data from USDA- Agriculture Marketing Service <https://www.ams.usda.gov/Specialty Crops Market News Division> <https://www.ams.usda.gov/mnreports/fvwretail.pdf> South-Central States:Arkansas, Colorado, Kansas, Louisiana, **Missouri**, New Mexico, Oklahoma, and Texas

Figure 1. Market prices of conventionally grown products in the US and the South-Central region



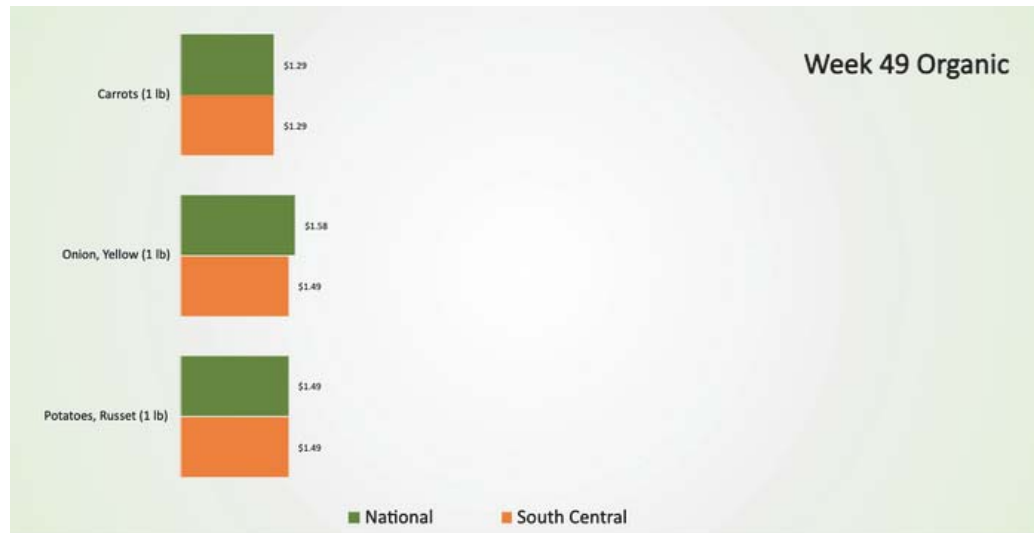
Source: Agricultural Economics and Marketing Program, Cooperative Extension, Lincoln University with data from USDA- Agriculture Marketing Service <https://www.ams.usda.gov/Specialty Crops Market News Division> <https://www.ams.usda.gov/mnreports/fvwretail.pdf> South-Central States:Arkansas, Colorado, Kansas, Louisiana, **Missouri**, New Mexico, Oklahoma, and Texas

Table 2: Organic Specialty Crops Prices

Organic Crop Price/lb	NATIONAL			SOUTH - CENTRAL		
	Week 49	Week 48		Week 49	Week 48	
Broccoli, Hybrid (1 lb)		\$1.99				
Carrots (1 lb)	\$1.29	\$1.29	0.00%	\$1.29	\$1.29	0.00%
Cauliflower (1 lb)	\$2.49					
Garlic (Sleeve)		\$2.50				
Green Onions (Bunch)	\$0.99	\$0.99	0.00%			
Hemp Seed (8 oz)						
Lettuce, Romaine (Each)	\$2.89			\$2.99		
Lettuce, Green Leaf (Each)	\$2.89			\$2.99		
Pepper, Green Bell (1 lb)						
Pepper, Jalapeño (1 lb)						
Onion, Dry White (1 lb)	\$2.29					
Onion, Yellow (1 lb)	\$1.58	\$1.63	-3.07%	\$1.49	\$1.49	0.00%
Potatoes, Russet (1 lb)	\$1.49	\$1.40	6.43%	\$1.49	\$1.49	0.00%
Spinach (Bunch)						
Tomatoes, Vine Ripe (1 lb)						
Watermelon, Red Seedless (Each)						
Pumpkin (1 lb)						
Zucchini, Squash (1 lb)	\$2.50					

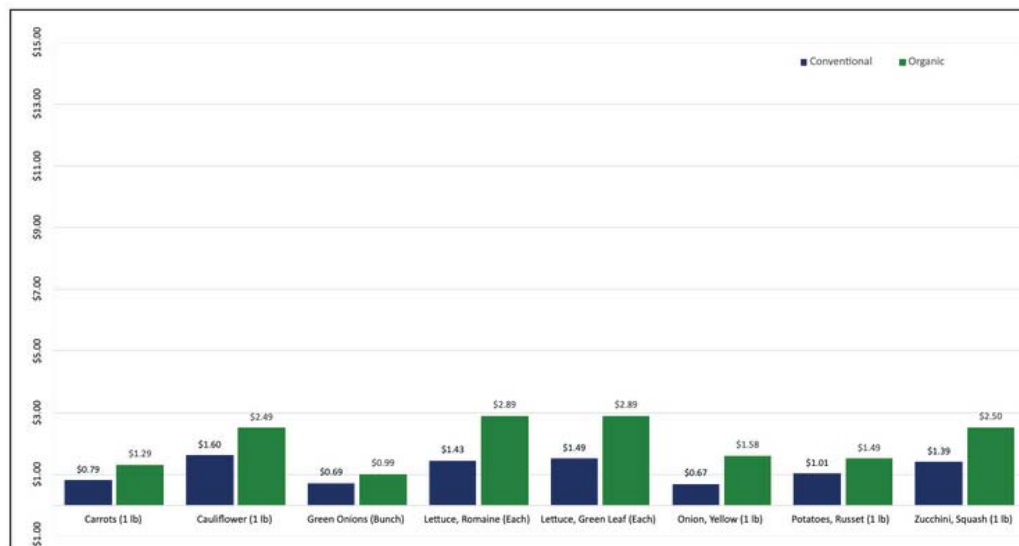
Source: Agricultural Economics and Marketing Program, Cooperative Extension, Lincoln University with data from USDA- Agriculture Marketing Service <https://www.ams.usda.gov/Specialty Crops Market News Divisionhttps://www.ams.usda.gov/mnreports/fvwretail.pd>
 South-Central States:Arkansas, Colorado, Kansas, Louisiana, **Missouri**, New Mexico, Oklahoma, and Texas

Figure 2. Market prices of organic products in the US and the South-Central region. Comparative sample.



Source: Agricultural Economics and Marketing Program, Cooperative Extension, Lincoln University with data from USDA- Agriculture Marketing Service <https://www.ams.usda.gov/Specialty Crops Market News Divisionhttps://www.ams.usda.gov/mnreports/fvwretail.pd>

Figure 3. Comparative Market Prices of Selected Conventional and Organic Products



Source: Agricultural Economics and Marketing Program, Cooperative Extension, Lincoln University with data from USDA- Agriculture Marketing Service <https://www.ams.usda.gov/Specialty Crops Market News Divisionhttps://www.ams.usda.gov/mnreports/fvwretail.pd>

MISSOURI LIVESTOCK MARKETS

Market prices for livestock in Missouri are reported from the National Beef Wire database and USDA sources. Beef prices at live auctions report medium and large weight Classes. Steers and heifers with 599 pounds or less are medium-weight classes, and steers and heifers with 600 pounds or more are large-weight classes.

Table 3: Beef Prices in the Southwest Region

Four State Stockyards - Exeter, MO				Auction date: Tuesdays			
	December 06, 2024			November 19, 2024			
MARKET	Total Heads	Avg. Weight lbs	\$ CWT	Total Heads	Avg. Weight lbs	\$ CWT	% Change
Medium Steers < 600 lbs	512.00	461.00	\$340.58	453.00	457.00	\$317.25	7.35%
Large Steers ≥ 600 lbs	1,060.00	802.50	\$245.48	314.00	782.25	\$244.29	0.49%
Total/Average Steers	1,572.00	631.75	\$293.03	767.00	619.63	\$280.77	4.37%
Medium Heifers < 600 lbs	383.00	455.67	\$289.60	626.00	453.33	\$278.44	4.01%
Large Heifers ≥ 600 lbs	300.00	784.75	\$228.25	198.00	735.33	\$227.37	0.38%
Total/Average Heifers	683.00	620.21	\$258.92	824.00	594.33	\$252.90	2.38%
TOTAL/AVERAGE	2,255.00	625.98	\$275.97	1,591.00	606.98	\$266.84	3.42%

Gainesville Livestock Auction - Gainesville, MO				Auction date: Mondays			
	December 09, 2024			December 02, 2024			
MARKET	Total Heads	Avg. Weight lbs	\$ CWT	Total Heads	Avg. Weight lbs	\$ CWT	% Change
Medium Steers < 600 lbs	405.00	461.67	\$331.89	538.00	459.33	\$323.14	2.71%
Large Steers ≥ 600 lbs	107.00	798.00	\$214.01	412.00	741.33	\$251.10	-14.77%
Total/Average Steers	512.00	629.83	\$272.95	950.00	600.33	\$287.12	-4.94%
Medium Heifers < 600 lbs	410.00	457.33	\$291.96	461.00	454.67	\$283.04	3.15%
Large Heifers ≥ 600 lbs	76.00	800.00	\$214.23	204.00	801.25	\$206.48	3.75%
Total/Average Heifers	486.00	628.67	\$253.09	665.00	627.96	\$244.76	3.40%
TOTAL/AVERAGE	998.00	629.25	\$263.02	1,615.00	614.15	\$265.94	-1.10%

Joplin Regional Stockyards - Carthage, MO				Auction date: Mondays			
	December 09, 2024			December 02, 2024			
MARKET	Total Heads	Avg. Weight lbs	\$ CWT	Total Heads	Avg. Weight lbs	\$ CWT	% Change
Medium Steers < 600 lbs	2,158.00	489.00	\$348.51	1,800.00	461.00	\$336.12	3.69%
Large Steers ≥ 600 lbs	5,467.00	793.50	\$253.87	5,140.00	799.50	\$257.15	-1.27%
Total/Average Steers	7,625.00	641.25	\$301.19	6,940.00	630.25	\$296.64	1.54%
Medium Heifers < 600 lbs	2,067.00	454.33	\$298.56	2,097.00	457.33	\$295.90	0.90%
Large Heifers ≥ 600 lbs	2,104.00	782.50	\$235.36	1,390.00	786.75	\$234.94	0.18%
Total/Average Heifers	4,171.00	618.42	\$266.96	3,487.00	622.04	\$265.42	0.58%
TOTAL/AVERAGE	11,796.00	629.83	\$284.07	10,427.00	626.15	\$281.03	1.08%

Mid Missouri Stockyards - Phillipsburg, MO				Auction date: Thursdays			
	December 05, 2024			November 21, 2024			
MARKET	Total Heads	Avg. Weight lbs	\$ CWT	Total Heads	Avg. Weight lbs	\$ CWT	% Change
Medium Steers < 600 lbs	375.00	454.33	\$308.53	229.00	453.33	\$294.20	4.87%
Large Steers ≥ 600 lbs	308.00	779.25	\$247.88	213.00	789.25	\$235.58	5.22%
Total/Average Steers	683.00	616.79	\$278.20	442.00	621.29	\$264.89	5.03%
Medium Heifers < 600 lbs	317.00	450.33	\$287.59	259.00	459.00	\$263.70	9.06%
Large Heifers ≥ 600 lbs	187.00	736.00	\$228.44	168.00	794.50	\$217.51	5.03%
Total/Average Heifers	504.00	593.17	\$258.02	427.00	626.75	\$240.60	7.24%
TOTAL/AVERAGE	1,187.00	604.98	\$268.11	869.00	624.02	\$252.75	6.08%

Springfield Livestock Marketing Center - Springfield, MO				Auction date: Mondays			
	December 04, 2024			November 27, 2024			
MARKET	Total Heads	Avg. Weight lbs	\$ CWT	Total Heads	Avg. Weight lbs	\$ CWT	% Change
Medium Steers < 600 lbs	337.00	457.67	\$315.80	101.00	451.33	\$305.13	3.50%
Large Steers ≥ 600 lbs	292.00	791.50	\$230.46	46.00	786.25	\$218.14	5.65%
Total/Average Steers	629.00	624.58	\$273.13	147.00	618.79	\$261.63	4.40%
Medium Heifers < 600 lbs	286.00	451.67	\$230.64	79.00	447.00	\$230.64	0.00%
Large Heifers ≥ 600 lbs	139.00	781.00	\$217.25	31.00	694.00	\$225.66	-3.72%
Total/Average Heifers	425.00	616.33	\$223.95	110.00	570.50	\$228.15	-1.84%
TOTAL/AVERAGE	1,054.00	620.46	\$248.54	257.00	594.65	\$244.89	1.49%

Wright County Livestock LLC - Mountain Grove, MO				Auction date: Wednesdays/Saturdays			
	December 04, 2024			November 20, 2024			
MARKET	Total Heads	Avg. Weight lbs	\$ CWT	Total Heads	Avg. Weight lbs	\$ CWT	% Change
Medium Steers < 600 lbs	514.00	452.00	\$318.14	321.00	459.33	\$288.93	10.11%
Large Steers ≥ 600 lbs	1,067.00	803.00	\$224.52	253.00	778.00	\$207.36	8.28%
Total/Average Steers	1,581.00	627.50	\$271.33	574.00	618.67	\$248.14	9.34%
Medium Heifers < 600 lbs	620.00	425.00	\$288.95	270.00	459.33	\$268.11	7.77%
Large Heifers ≥ 600 lbs	539.00	781.75	\$220.56	224.00	783.75	\$216.70	1.78%
Total/Average Heifers	1,159.00	603.38	\$254.75	494.00	621.54	\$242.40	5.10%
TOTAL/AVERAGE	2,740.00	615.44	\$263.04	1,068.00	620.10	\$245.27	7.24%

Source: Agricultural Economics and Marketing-Lincoln University Cooperative Extension with data from the National Beef Wire reports

Table 4: Beef Prices in the Northeast Region

Eastern Missouri Commission Co - Bowling Green, MO				Auction date: Fridays			
	December 06, 2024			November 22, 2024			
MARKET	Total Heads	Avg. Weight lbs	\$ CWT	Total Heads	Avg. Weight lbs	\$ CWT	% Change
Medium Steers < 600 lbs	164.00	450.33	\$336.39	238.00	451.33	\$322.07	4.44%
Large Steers ≥ 600 lbs	319.00	792.50	\$246.84	150.00	783.25	\$235.31	4.90%
Total/Average Steers	483.00	621.42	\$291.61	388.00	617.29	\$278.69	4.64%
Medium Heifers < 600 lbs	129.00	447.33	\$285.31	216.00	450.33	\$282.08	1.14%
Large Heifers ≥ 600 lbs	136.00	731.00	\$231.77	168.00	742.00	\$229.43	1.02%
Total/Average Heifers	265.00	589.17	\$258.54	384.00	596.17	\$255.76	1.09%
TOTAL/AVERAGE	748.00	605.29	\$275.08	772.00	606.73	\$267.22	2.94%

F&T Livestock - Palmyra, MO				Auction date: Mondays			
	December 03, 2024			November 26, 2024			
MARKET	Total Heads	Avg. Weight lbs	\$ CWT	Total Heads	Avg. Weight lbs	\$ CWT	% Change
Medium Steers < 600 lbs	38.00	443.33	\$297.45	262.00	460.67	\$330.60	-10.03%
Large Steers ≥ 600 lbs	15.00	749.00	\$216.34	307.00	787.25	\$255.02	-15.17%
Total/Average Steers	53.00	596.17	\$256.90	569.00	623.96	\$292.81	-12.26%
Medium Heifers < 600 lbs	23.00	449.00	\$275.24	145.00	447.00	\$288.26	-4.51%
Large Heifers ≥ 600 lbs	16.00	750.00	\$202.84	74.00	814.00	\$215.56	-5.90%
Total/Average Heifers	39.00	599.50	\$239.04	219.00	630.50	\$251.91	-5.11%
TOTAL/AVERAGE	92.00	597.83	\$247.97	788.00	627.23	\$272.36	-8.95%

Source: Agricultural Economics and Marketing-Lincoln University Cooperative Extension with data from the National Beef Wire reports

Table 5: Beef Prices in the Northwest Region

Green City Livestock Marketing LLC - Green City, MO				Auction date: Fridays			
	December 04, 2024			November 27, 2024			
MARKET	Total Heads	Avg. Weight lbs	\$ CWT	Total Heads	Avg. Weight lbs	\$ CWT	% Change
Medium Steers < 600 lbs	403.00	459.33	\$375.96	499.00	461.00	\$343.24	9.53%
Large Steers ≥ 600 lbs	123.00	742.00	\$255.37	498.00	736.33	\$266.25	-4.09%
Total/Average Steers	526.00	600.67	\$315.67	997.00	598.67	\$304.75	3.58%
Medium Heifers < 600 lbs	356.00	454.00	\$301.46	601.00	459.00	\$312.52	-3.54%
Large Heifers ≥ 600 lbs	61.00	796.33	\$205.43	159.00	795.25	\$221.54	-7.27%
Total/Average Heifers	417.00	625.17	\$253.45	760.00	627.13	\$267.03	-5.09%
TOTAL/AVERAGE	943.00	612.92	\$284.56	1,757.00	612.90	\$285.89	-0.47%

Source: Agricultural Economics and Marketing-Lincoln University Cooperative Extension with data from the National Beef Wire reports

Table 6: Beef Prices in the Southeast Region

Farmington Regional Stockyards - Farmington, MO				Auction date: Wednesdays/Saturdays			
	December 04, 2024			November 20, 2024			
MARKET	Total Heads	Avg. Weight lbs	\$ CWT	Total Heads	Avg. Weight lbs	\$ CWT	% Change
Medium Steers < 600 lbs	419.00	455.67	\$327.97	287.00	453.00	\$309.08	6.11%
Large Steers ≥ 600 lbs	325.00	786.50	\$229.66	274.00	794.50	\$242.63	-5.35%
Total/Average Steers	744.00	621.08	\$278.81	561.00	623.75	\$275.85	1.07%
Medium Heifers < 600 lbs	498.00	453.67	\$287.52	251.00	459.00	\$264.29	8.79%
Large Heifers ≥ 600 lbs	195.00	740.33	\$218.19	90.00	790.50	\$212.54	2.66%
Total/Average Heifers	693.00	597.00	\$252.86	341.00	624.75	\$238.42	6.06%
TOTAL/AVERAGE	1,437.00	609.04	\$265.83	902.00	624.25	\$257.13	3.38%

Semo Livestock Sales - Jackson, MO				Auction date: Tuesdays			
	December 03, 2024			November 19, 2024			
MARKET	Total Heads	Avg. Weight lbs	\$ CWT	Total Heads	Avg. Weight lbs	\$ CWT	% Change
Medium Steers < 600 lbs	161.00	452.00	\$302.16	108.00	455.33	\$309.19	-2.27%
Large Steers ≥ 600 lbs	135.00	794.00	\$243.42	123.00	796.50	\$243.93	-0.21%
Total/Average Steers	296.00	623.00	\$272.79	231.00	625.92	\$276.56	-1.36%
Medium Heifers < 600 lbs	176.00	452.00	\$271.40	108.00	455.67	\$269.81	0.59%
Large Heifers ≥ 600 lbs	79.00	772.00	\$225.04	67.00	788.50	\$236.86	-4.99%
Total/Average Heifers	255.00	612.00	\$248.22	175.00	622.08	\$253.33	-2.02%
TOTAL/AVERAGE	551.00	617.50	\$260.51	406.00	624.00	\$264.95	-1.68%

Source: Agricultural Economics and Marketing–Lincoln University Cooperative Extension with data from the National Beef Wire reports

Table 7: Beef Prices in the Central Region

Boonville Livestock Sales - Boonville, MO				Auction date: Tuesdays			
	December 03, 2024			November 26, 2024			
MARKET	Total Heads	Avg. Weight lbs	\$ CWT	Total Heads	Avg. Weight lbs	\$ CWT	% Change
Medium Steers < 600 lbs	98.00	451.00	\$322.92	51.00	442.33	\$325.16	-0.69%
Large Steers ≥ 600 lbs	34.00	786.25	\$244.60	67.00	795.00	\$234.52	4.30%
Total/Average Steers	132.00	618.63	\$283.76	118.00	618.67	\$279.84	1.40%
Medium Heifers < 600 lbs	121.00	442.33	\$299.16	93.00	455.33	\$285.05	4.95%
Large Heifers ≥ 600 lbs	47.00	766.75	\$224.82	64.00	787.75	\$215.15	4.49%
Total/Average Heifers	168.00	604.54	\$261.99	157.00	621.54	\$250.10	4.75%
TOTAL/AVERAGE	300.00	611.58	\$272.87	275.00	620.10	\$264.97	2.98%

Callaway Livestock Center - Kingdom City				Auction date: Mondays			
	December 09, 2024			December 02, 2024			
MARKET	Total Heads	Avg. Weight lbs	\$ CWT	Total Heads	Avg. Weight lbs	\$ CWT	% Change
Medium Steers < 600 lbs	898.00	459.67	\$355.41	402.00	449.33	\$345.30	2.93%
Large Steers ≥ 600 lbs	1,158.00	790.00	\$256.49	446.00	778.50	\$258.27	-0.69%
Total/Average Steers	2,056.00	624.83	\$305.95	848.00	613.92	\$301.78	1.38%
Medium Heifers < 600 lbs	865.00	461.67	\$311.06	569.00	459.67	\$311.28	-0.07%
Large Heifers ≥ 600 lbs	605.00	794.75	\$236.82	213.00	771.50	\$232.81	1.72%
Total/Average Heifers	1,470.00	628.21	\$273.94	782.00	615.58	\$272.04	0.70%
TOTAL/AVERAGE	3,526.00	626.52	\$289.94	1,630.00	614.75	\$286.91	1.06%

Interstate Regional Stockyards - Cuba, MO				Auction date: Tuesdays/Wednesdays			
	December 03, 2024			November 19, 2024			
MARKET	Total Heads	Avg. Weight lbs	\$ CWT	Total Heads	Avg. Weight lbs	\$ CWT	% Change
Medium Steers < 600 lbs	342.00	453.33	\$314.02	174.00	461.33	\$281.38	11.60%
Large Steers ≥ 600 lbs	418.00	797.00	\$241.02	139.00	784.00	\$224.57	7.33%
Total/Average Steers	760.00	625.17	\$277.52	313.00	622.67	\$252.97	9.70%
Medium Heifers < 600 lbs	307.00	455.00	\$278.64	162.00	454.00	\$247.78	12.45%
Large Heifers ≥ 600 lbs	355.00	796.00	\$222.15	53.00	743.33	\$211.50	5.03%
Total/Average Heifers	662.00	625.50	\$250.39	215.00	598.67	\$229.64	9.04%
TOTAL/AVERAGE	1,422.00	625.33	\$263.95	528.00	610.67	\$241.31	9.39%

South Central Regional Stockyards - Vienna, MO				Auction date: Wednesdays			
MARKET	December 04, 2024			November 20, 2024			% Change
	Total Heads	Avg. Weight lbs	\$ CWT	Total Heads	Avg. Weight lbs	\$ CWT	
Medium Steers < 600 lbs	655.00	459.00	\$343.85	371.00	462.67	\$322.68	6.56%
Large Steers ≥ 600 lbs	485.00	793.00	\$251.44	237.00	789.00	\$250.47	0.39%
Total/Average Steers	1,140.00	626.00	\$297.65	608.00	625.83	\$286.57	3.86%
Medium Heifers < 600 lbs	334.00	453.33	\$303.01	153.00	456.67	\$272.30	11.28%
Large Heifers ≥ 600 lbs	9.00	673.00	\$238.47	16.00	671.50	\$230.51	3.45%
Total/Average Heifers	343.00	563.17	\$270.74	169.00	564.08	\$251.40	7.69%
TOTAL/AVERAGE	1,483.00	594.58	\$284.19	777.00	594.96	\$268.99	5.65%

Source: Agricultural Economics and Marketing-Lincoln University Cooperative Extension with data from the National Beef Wire reports

Table 8: Small Ruminants Market Prices

SMALL RUMINANTS MARKET PRICES							
PRODUCT	December 07, 2024			December 02, 2024			% Change
	Total Heads	Avg. Weight lbs	\$ CWT	Total Heads	Avg. Weight lbs	\$ CWT	
Feeder Sheep/Lambs < 60 lbs	39.00	42.67	\$255.69	20.00	39.00	\$256.30	-0.24%
Feeder Sheep/Lambs ≥ 60 lbs							
Slaughter Sheep/Lambs < 60 lbs	83.00	54.00	\$283.32	116.00	56.00	\$228.89	23.78%
Slaughter Sheep/Lambs ≥ 60 lbs	430.00	110.57	\$163.45	407.00	98.67	\$137.93	18.50%
Goats < 60 lbs	169.00	47.25	\$252.20	192.00	42.38	\$156.17	61.49%
Goats ≥ 60 lbs	197.00	94.86	\$195.33	42.00	98.82	\$165.36	18.13%

Source: Agricultural Economics and Marketing Program with data from USDA- Missouri Weekly Sheep/Goat Auction Summary AMS Livestock, Poultry, & Grain Market News Missouri Dept of Ag Mrkt News.

Table 9: Boxed Livestock Market Prices

BOXED LIVESTOCK MARKET PRICES			
PRODUCT/100 LBS	December 9, 2024	December 2, 2024	Price Change
	Average \$	Average \$	
Boxed Beef (Choice)	\$314.31	\$311.85	0.79%
Boxed Beef (Select)	\$279.33	\$276.76	0.93%

Source: Agricultural Economics and Marketing Program with data from USDA- National Daily Boxed Beef Cutout And Boxed Beef Cuts - Negotiated Sales - Morning

AgBiz News Updates

Fruit Tree Production and Management Workshop series. The complete workshop is now available on the Lincoln University YouTube channel. [Learn online here!](#)



Great Plains Growers Conference. January 9, 10, 11, 2025
“The Great Plains Growers Conference (GPGC) is an essential annual midwestern event for commercial fruit and vegetable producers, specialty crops and hobbyists across Iowa, Kansas, Missouri, Nebraska, South Dakota, and other Midwestern states.” [For more information click this link.](#)



Northern Plains Food and Farming Conference, January 23-25, 2025, Aberdeen, South Dakota.
NPSAS works directly with farmers to encourage better care of the land by increasing perennial crops, reducing chemical use and developing environmentally beneficial livestock systems. [Connect here.](#)



USDA’s 101st Annual Agricultural Outlook Forum. February 27-28, 2025,
The Agricultural Outlook Forum (AOF) is USDA’s largest and premier annual gathering. For more information and registration, [connect here.](#)



AgrOpportunities

USDA-Marketing Assistance for Specialty Crops (MASC)
The U.S. Department of Agriculture (USDA) is now accepting applications for the Marketing Assistance for Specialty Crops (MASC). Applications are due to USDA’s Farm Service Agency (FSA) through Jan. 8, 2025. MASC covers the following commercially marketed specialty crops: Fruits (fresh, dried); Vegetables (including dry edible beans and peas, mushrooms, and vegetable seed); Tree nuts; Nursery crops, Christmas trees, and floriculture; Culinary and medicinal herbs and spices; and Honey, hops, maple sap, tea, turf grass and grass seed. [Sign up here.](#)



Missouri Agribusiness Revolving Loan fund
The fund offers financing to Qualifying Missouri Agribusinesses, such as value-added agriculture enterprises, agriculture support businesses, marketers or retailers of agricultural products, and businesses with emerging agricultural technology. This funding is provided, in part, by the USDA Rural Development’s Intermediary Relending Program. [Check eligibility here.](#)



United States Department of Agriculture (USDA)
[In this link](#), you will find multiple options to access resources for your farm. The USDA offers [farm loans](#) and [conservation management programs](#) that aims to sustain your farming operations.



USDA designates 13 Missouri counties inside the drought intensity value. [U.S. Drought Monitor](#)
Farmers from thirteen counties in Missouri might apply for emergency [FSA loans](#) to mitigate loses during drought intensity period during the 2024 growing season. The FSA offer flexible loans and assistance to help farmers stay profitable.





For more information, contact:
Dr. Eleazar Gonzalez
State Extension Specialist
Agricultural Economics and Marketing-Small Sustainable Farms
Telephone. 573-681-5541
GonzalezE@lincolnu.edu

Collaborators:
Maria Villamil
Agricultural Markets and Marketing Assistant

Agricultural Economics and Marketing
Lincoln University Cooperative Extension

This bulletin is partially sponsored by projects:
NCR-SARE Project # H008917102
State Match-Agricultural Natural Resources-Small Farms

