

BMP and BMP-Enhanced have:	BMP-Enhanced also has:
Cover & green manure crops	Small grains for silage
Alfalfa <u>and</u> alfalfa & orchard grass mix	<u>Only</u> alfalfa & orchard grass mix
Integrated pest management	Reduced herbicide
Canola for feed and fuel	Manure Injection (vs. surface application)



Cultivating weeds
between row crops



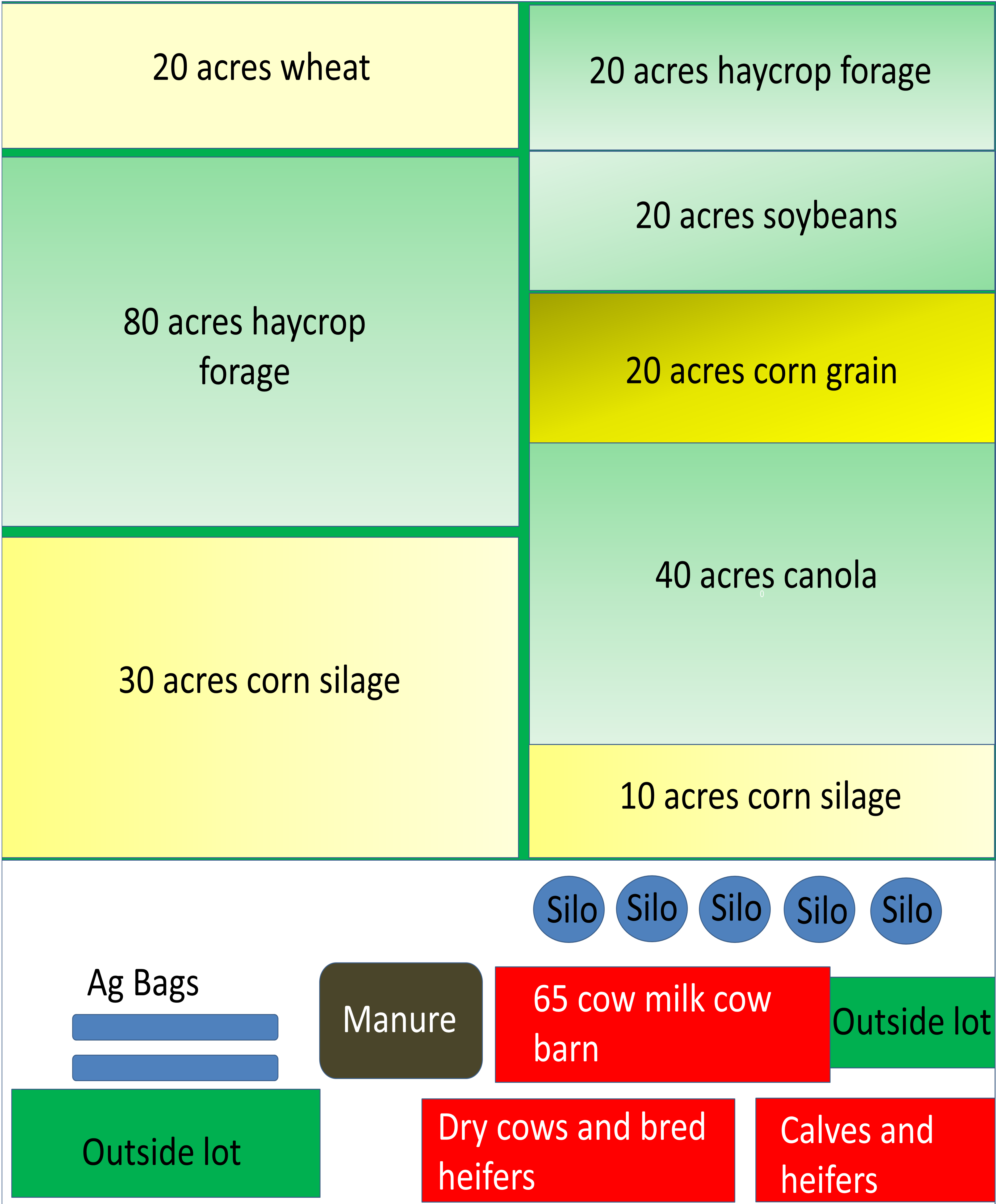
Small grains (triticale & peas) with
alfalfa + orchardgrass vs. pure alfalfa



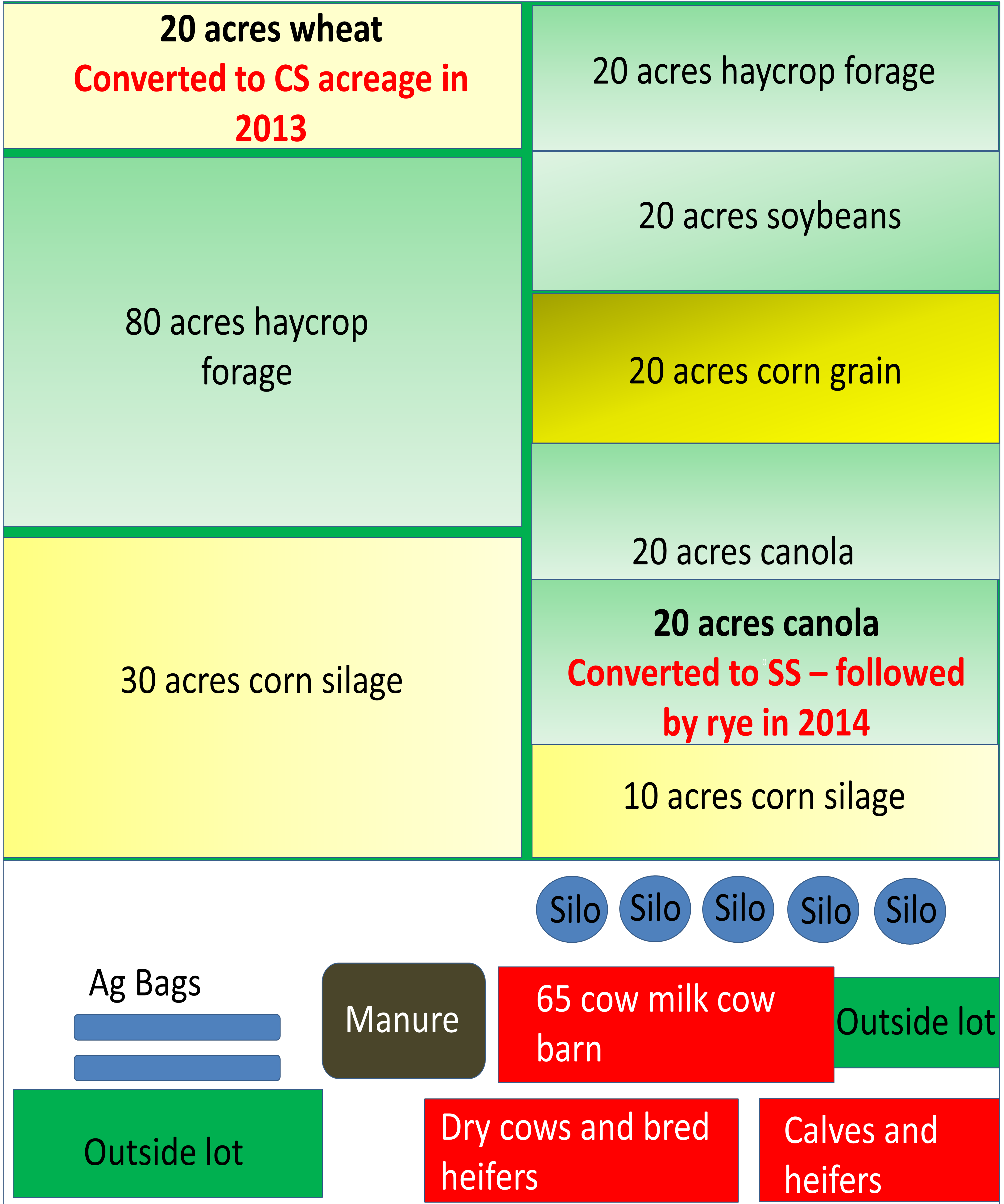
Injecting manure

The VIRTUAL DAIRY FARM – *Flexible Cropping Strategies*

Before

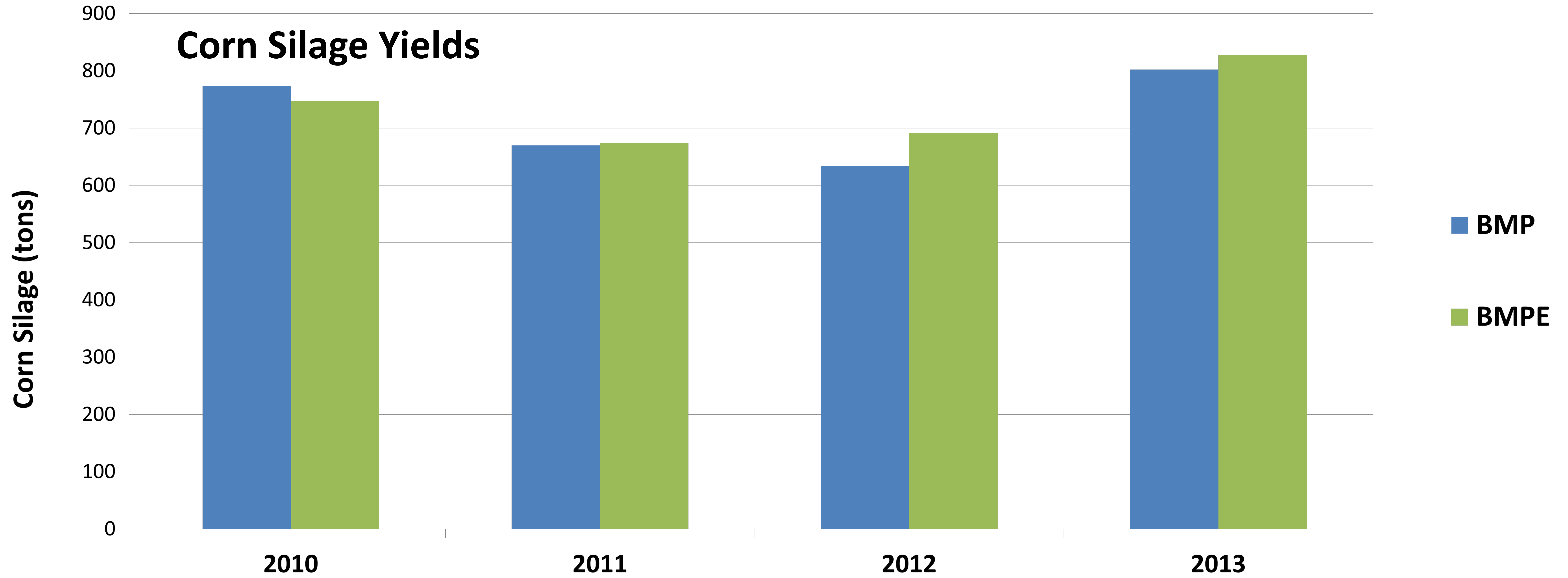


After

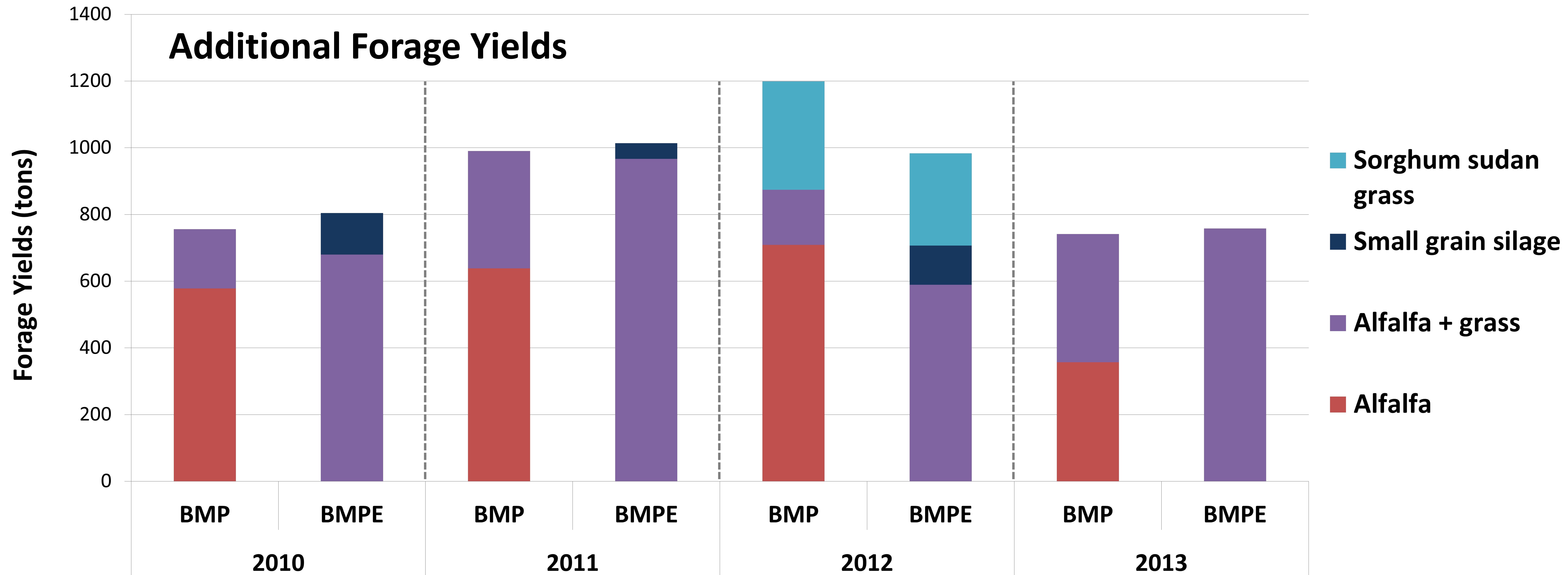


Flexible Cropping Strategies

Corn Silage Yields



Additional Forage Yields



How is forage quality being mimicked on the Virtual Dairy Farm?

Analyses of Corn Silage

	BMP				BMPE			
	<u>2010</u>	<u>2011</u>	<u>2012</u>	<u>2013</u>	<u>2010</u>	<u>2011</u>	<u>2012</u>	<u>2013</u>
Dry Matter, %	39.8	30.9	36.7	35.1	41.1	30.4	36.7	34.2
Crude protein, % DM	8.2	8.7	7.6	7.8	8.2	8.9	8.0	7.6
Neutral detergent fiber, % DM	32.7	38.8	35.6	41.7	31.6	40.6	36.2	42.6
Starch, % DM	44.8	37.9	42.1	35.5	47.8	35.1	40.6	34.7

Flexible Cropping Strategies can be Economical

	Feed cost/cow		Milk production (lbs)/cow		IOFC/cow	
	BMP	BMPE	BMP	BMPE	BMP	BMPE
2011	\$5.41	\$5.07	75.0	75.0	\$10.12	\$10.40
2012	\$6.19	\$6.09	77.8	79.6	\$8.58	\$9.08
2013	\$5.98	\$5.87	74.6	79.6	\$9.74	\$10.90