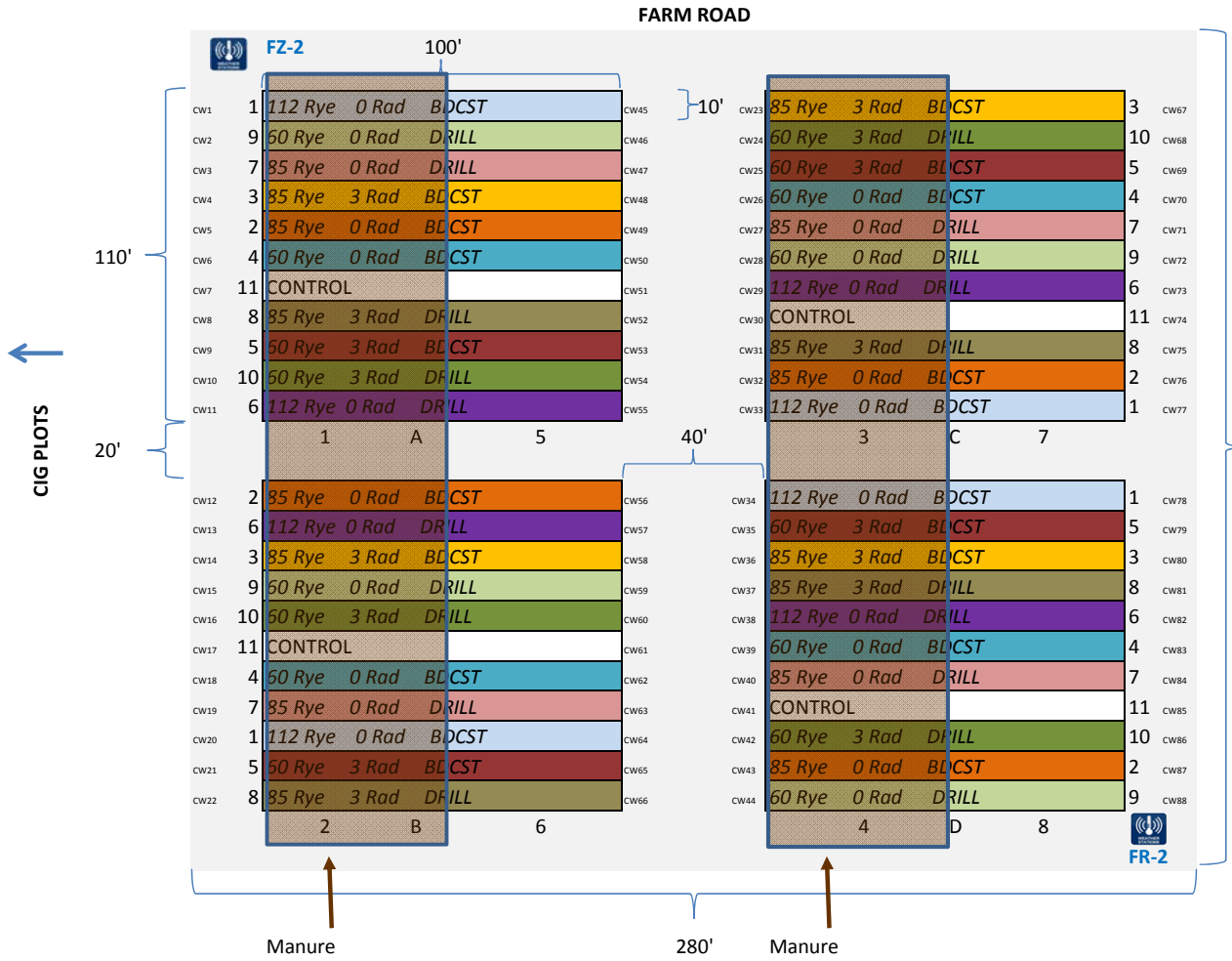


Clifford West 2014 : SITE YEAR 1



↑ SHOP BARN



280'

**RYRA TREATMENTS**

	lbs./ac. Rye	lbs./ac. Radish	Planting Method	Legend
T1	112	0	BDCST	
T2	85	0	BDCST	
T3	85	3	BDCST	
T4	60	0	BDCST	
T5	60	3	BDCST	
T6	112	0	DRILL	
T7	85	0	DRILL	
T8	85	3	DRILL	
T9	60	0	DRILL	
T10	60	3	DRILL	
T11	0	0	CNTRL	

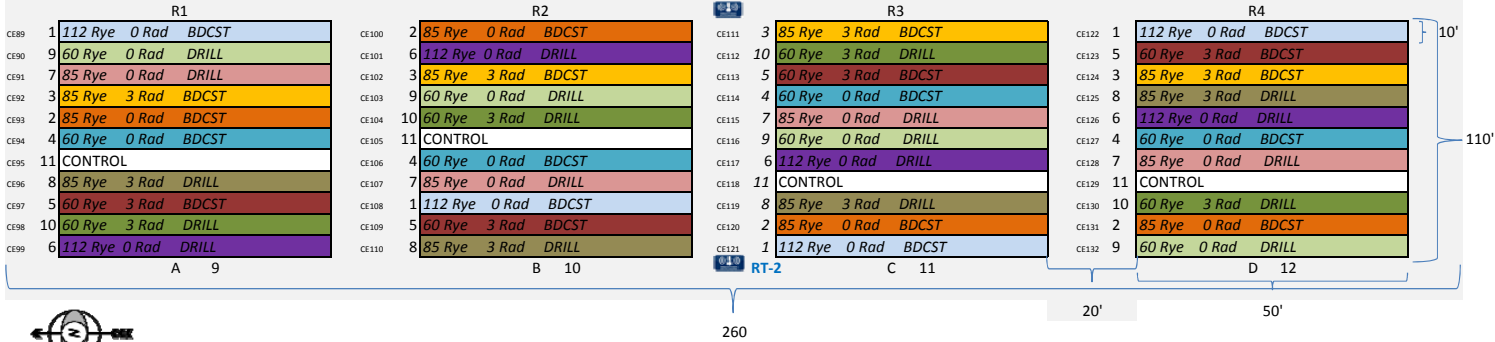
Treatments	11
Reps	4
Plots/site	44
Sites	2
<b>Total Plots</b>	<b>88</b>

	sf	ac
Plot size	1000	0.022957
Block Size	11000	0.252525
Area/Treatment/site	4000	0.183655
Area/Treatment-whole study	8000	1.010101
Plot area/site	44000	1.010101
<b>Total project area/site</b>	<b>78400</b>	<b>1.799816</b>


	per year	for 2 years
# rye needed	147.6584	295
# radish needed	1.101928	4.41

Cliff East 2014: SITE YEAR 2

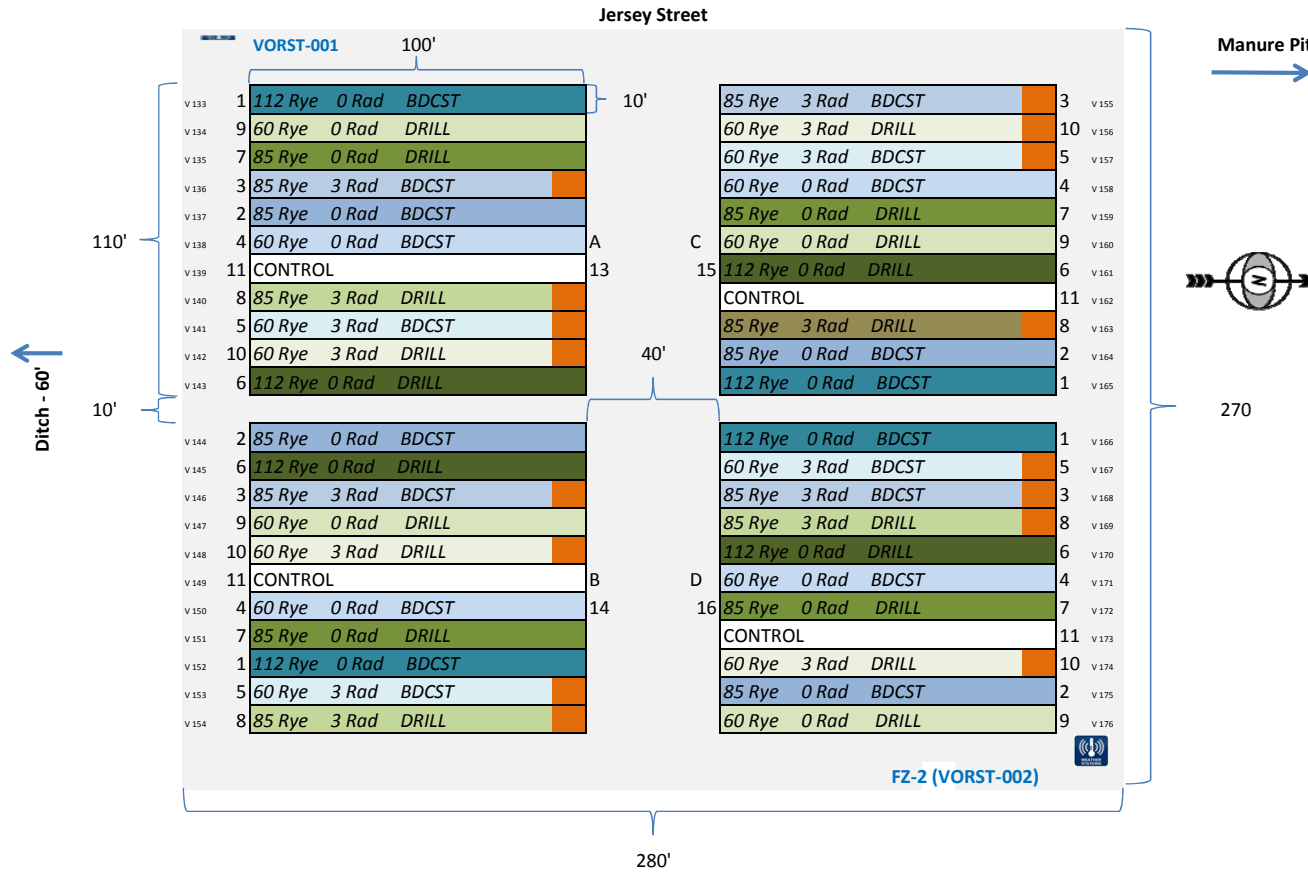
R : "T-1"



	Rye	Radish	
T1	112	0	BDCST
T2	85	0	BDCST
T3	85	3	BDCST
T4	60	0	BDCST
T5	60	3	BDCST
T6	112	0	DRILL
T7	85	0	DRILL
T8	85	3	DRILL
T9	60	0	DRILL
T10	60	3	DRILL
T11	0	0	CNTRL



RYRA: Vorsteveld 2015: SITE YEAR 3



RYRA TREATMENTS

	lbs./ac. Rye	lbs./ac. Radish	Planting Method	Legend
T1	112	0	BDCST	
T2	85	0	BDCST	
T3	85	3	BDCST	
T4	60	0	BDCST	
T5	60	3	BDCST	
T6	112	0	DRILL	
T7	85	0	DRILL	
T8	85	3	DRILL	
T9	60	0	DRILL	
T10	60	3	DRILL	
T11	0	0	CNTRL	

Treatments	11
Reps	4
Plots/site	44
Sites	2
<b>Total Plots</b>	<b>88</b>

	sf	ac
Plot size	1000	0.022957
Block Size	11000	0.252525
Area/Treatment/site	4000	0.183655
Area/Treatment-whole study	8000	1.010101
Plot area/site	44000	1.010101
<b>Total project area/site</b>	<b>78400</b>	<b>1.799816</b>

	per year	for 2 years
# rye needed	147.6584	295
# radish needed	1.101928	4.41

RYRA: Clifford 2015: SITE YEAR 4



RYRA TREATMENTS

	lbs./ac.		Planting Method	Legend
	Rye	Radish		
T1	112	0	BDCST	
T2	85	0	BDCST	
T3	85	3	BDCST	
T4	60	0	BDCST	
T5	60	3	BDCST	
T6	112	0	DRILL	
T7	85	0	DRILL	
T8	85	3	DRILL	
T9	60	0	DRILL	
T10	60	3	DRILL	
T11	0	0	CNTRL	

Treatments	11
Reps	4
Plots/site	44
Sites	2
Total Plots	<b>88</b>

	sf	ac
Plot size	1000	0.022957
Block Size	11000	0.252525
Area/Treatment/site	4000	0.183655
Area/Treatment-whole study	8000	1.010101
Plot area/site	44000	1.010101
Total project area/site	78400	1.799816

	per year	for 2 years
# rye needed	147.6584	295

