

# Soil-health benefits of cover cropping during summer



**UF | IFAS**  
UNIVERSITY of FLORIDA



Jango Bhadha  
October 3, 2018  
Lettuce Advisory Committee

 [@UFSustainableAg](https://twitter.com/UFSustainableAg)

SOUTHERN  
**SARE**   
  
Sustainable Agriculture  
Research & Education

# Acknowledgements

## Personnel

- Nathan Lowder, USDA NRCS
- Dennis Chessman, USDA NRCS
- Raju Khatiwada, UF chemist
- Nan Xu, UF graduate student
- Sarah Strauss, UF faculty
- Kelly Morgan, UF faculty
- Chris Miller, UF extension
- Stewart Swanson, UF extension
- Patrick Troy, UF extension


## Grower Collaboration

- Tripp Whidden – R.C. Hatton
- Margaret Duriez – Lox Farms
- Derek Orsinego – Growers Management Inc.
- Noah Shitama – Swallowtail Farm
- Sam Glucksman – Hundley Farms
- Kim Yates

# What is Soil Health?

It is the continued capacity of soil to function as a vital living ecosystem that sustains plants, animals, and humans.

- Nutrient Cycling
- Water (infiltration and retention)
- Filtering and Buffering
- Physical Stability and Support
- Habitat for Biodiversity



**We must view the soils as a house for living organisms.** The goal should be to create the most favorable habitat possible for the soil food web.

Image courtesy: USDA NRCS

# Soil Health Principle 3.

Keep it covered as much as possible...

Benefits:

1. Controls erosion
2. Protects soil aggregates
3. Suppresses weeds
4. Provides habitat for soil organisms
5. Cools the soils
6. Conserves soil moisture

# Enduring Heat Stress

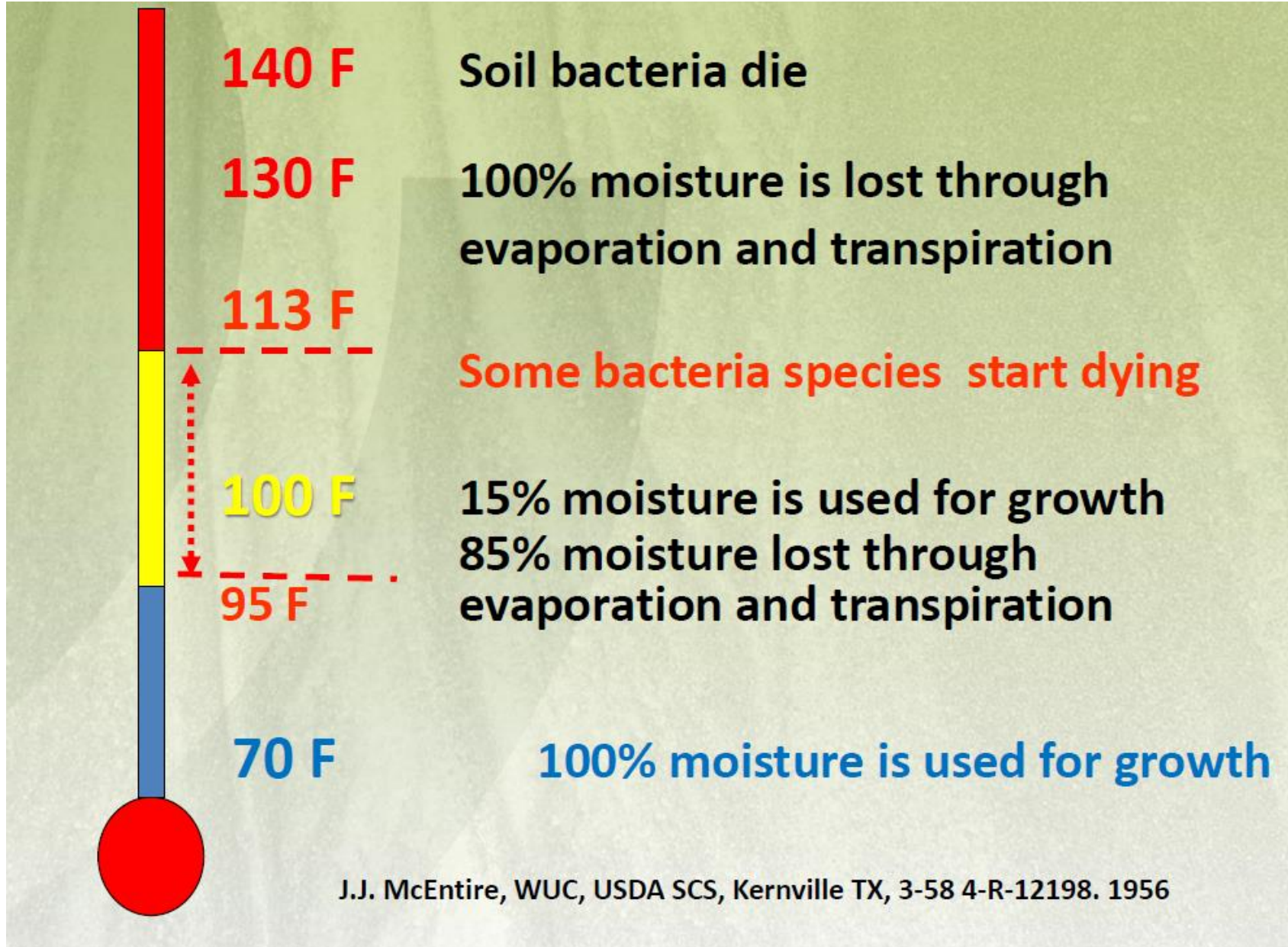




Image Courtesy: Nathan Lowder, USDA NRCS

- Reduce temperatures conserve moisture
- Crop yields are limited more often by hot and dry, than cool and wet

# Species adapted to Florida

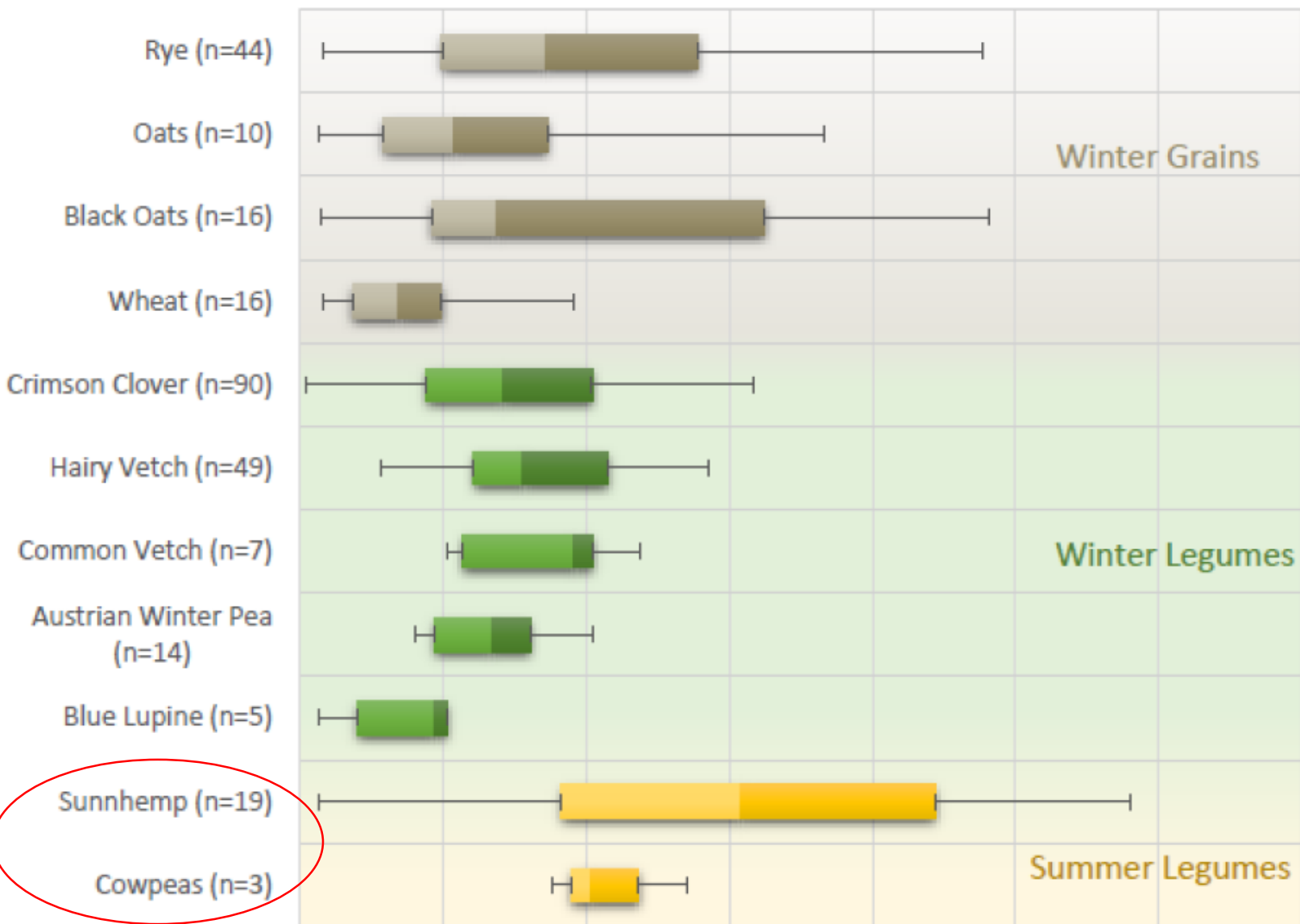
Winter varieties	Summer varieties
<u>Cereals</u> : rye, oat, triticale, ryegrass, wheat	<u>Cereals</u> : Sudan sorghum, Pearl Millet
<u>Legumes</u> : clover, field pea, vetch, lupin	<u>Legumes</u> : Cowpea (clay/iron), Sunnhemp, lupin, vetch, clover, alfalfa
Others: radish, kale, turnip, canola, flax	Others: buckwheat, sunflower, sesame



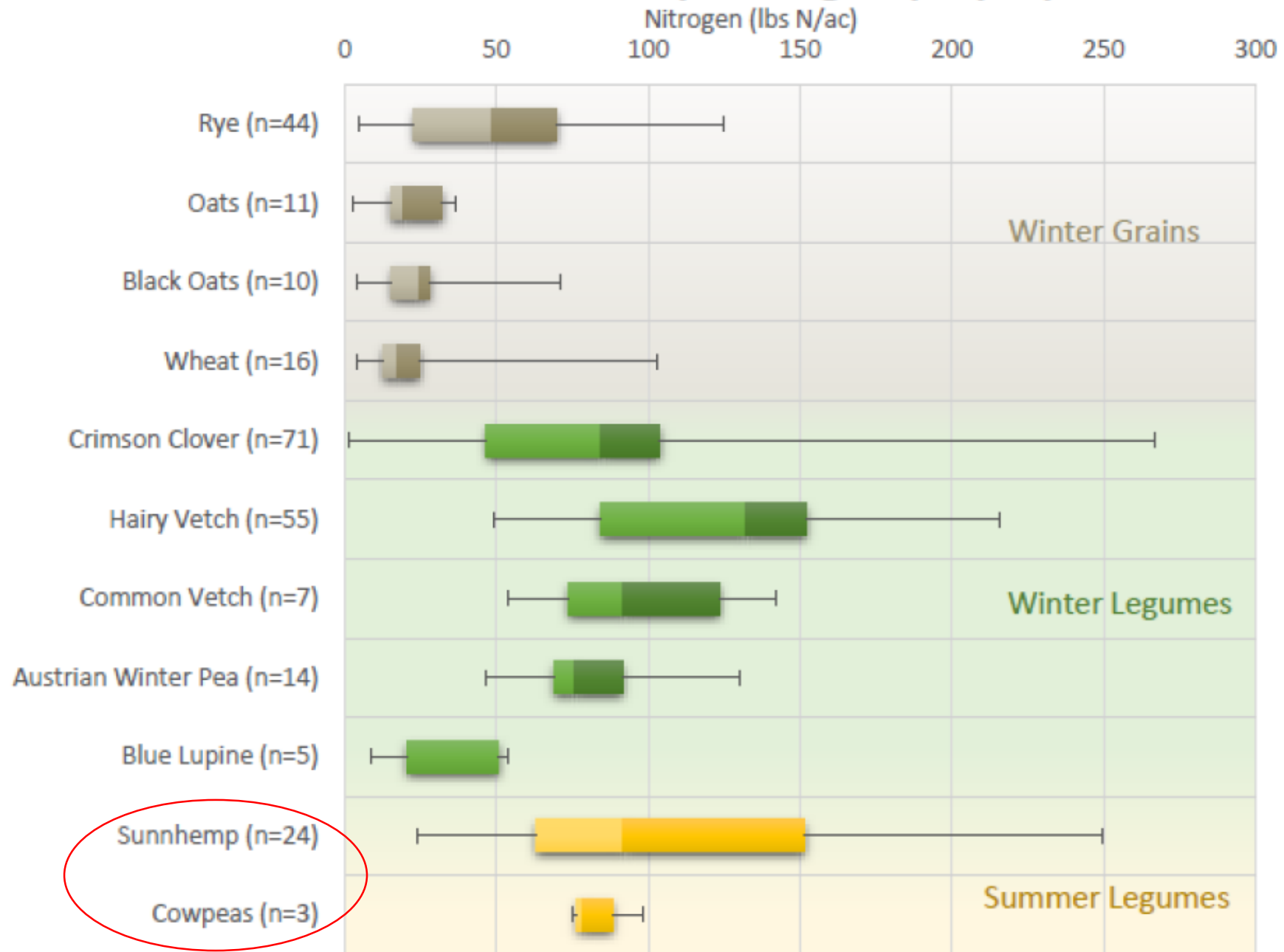
# Coastal Plain Cover Crop Biomass

Biomass (lbs/ac)

0 2,000 4,000 6,000 8,000 10,000 12,000 14,000



# Coastal Plain Cover Crop Nitrogen (lbs/ac)



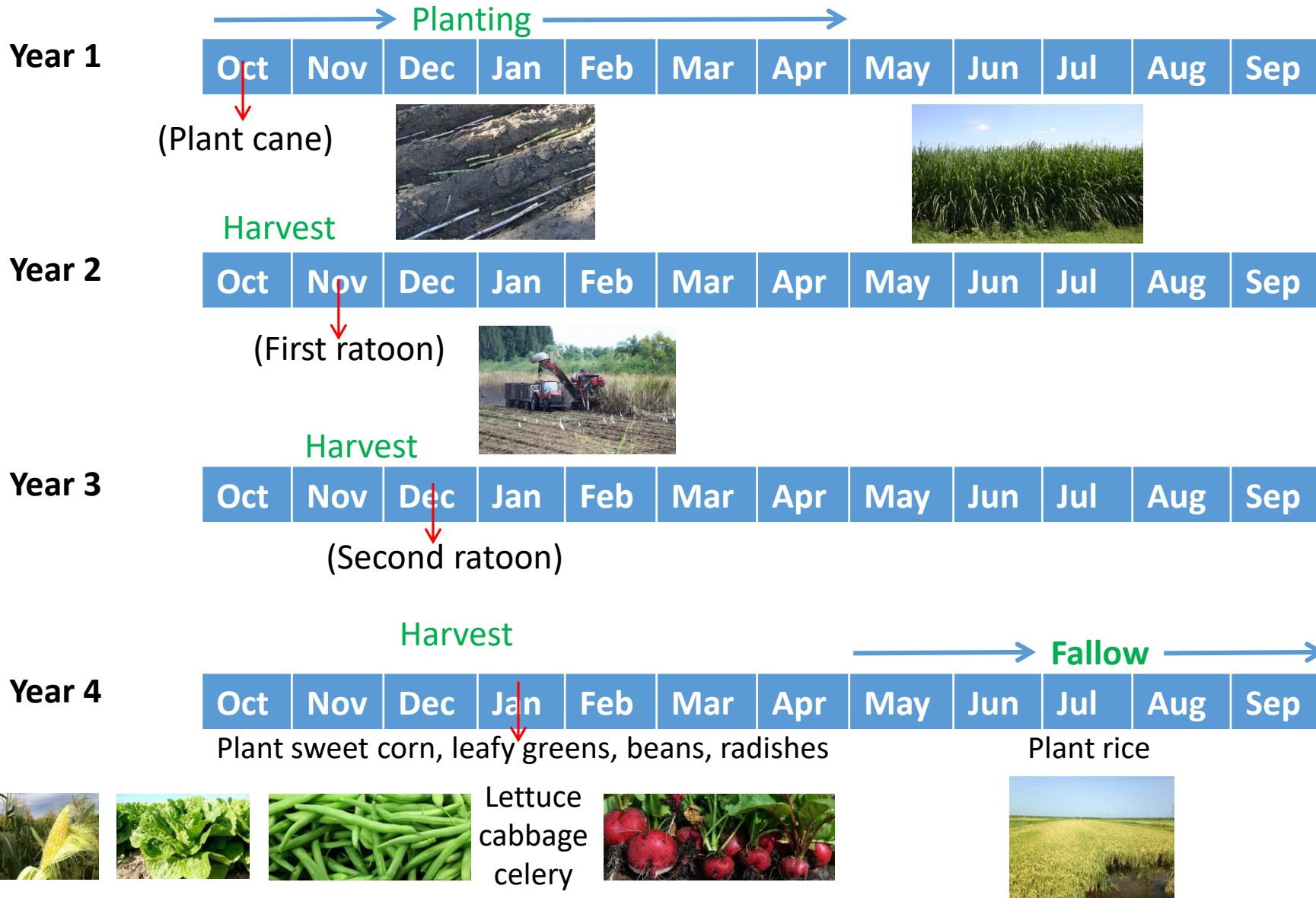


Cowpea (*Vigna unguiculata*)



Nitrogen fixing nodules

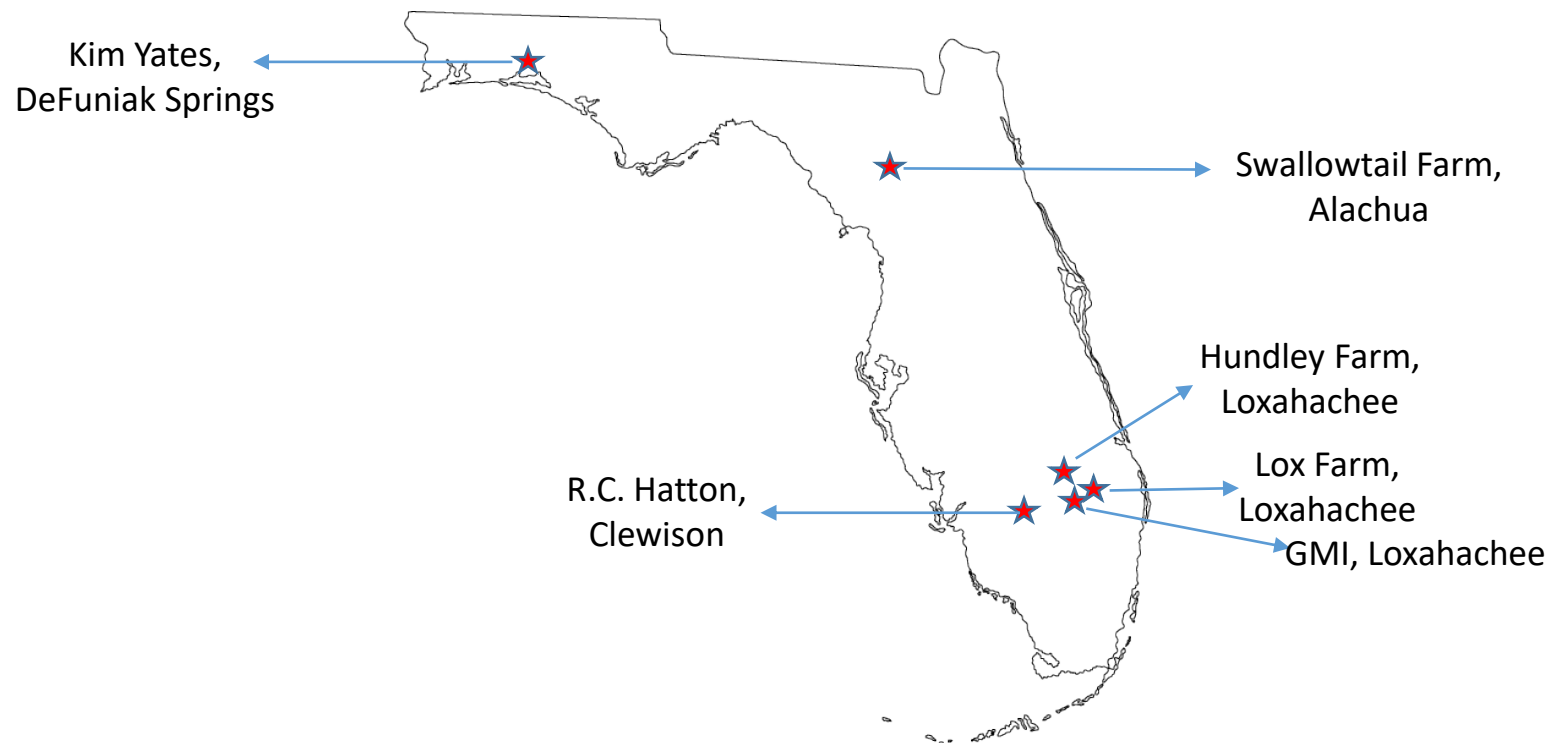
# Farming in the EAA



# On-farm Research Grant through Southern SARE

**Title:** 'Assisting vegetable growers in Florida with soil health evaluation associated with cover cropping/green manure practice during summer.'

- Six collaborative growers (R.C. Hatton, GMI, Hundley Farms, Swallowtail Farm, Lox Farms, Kim Yates)



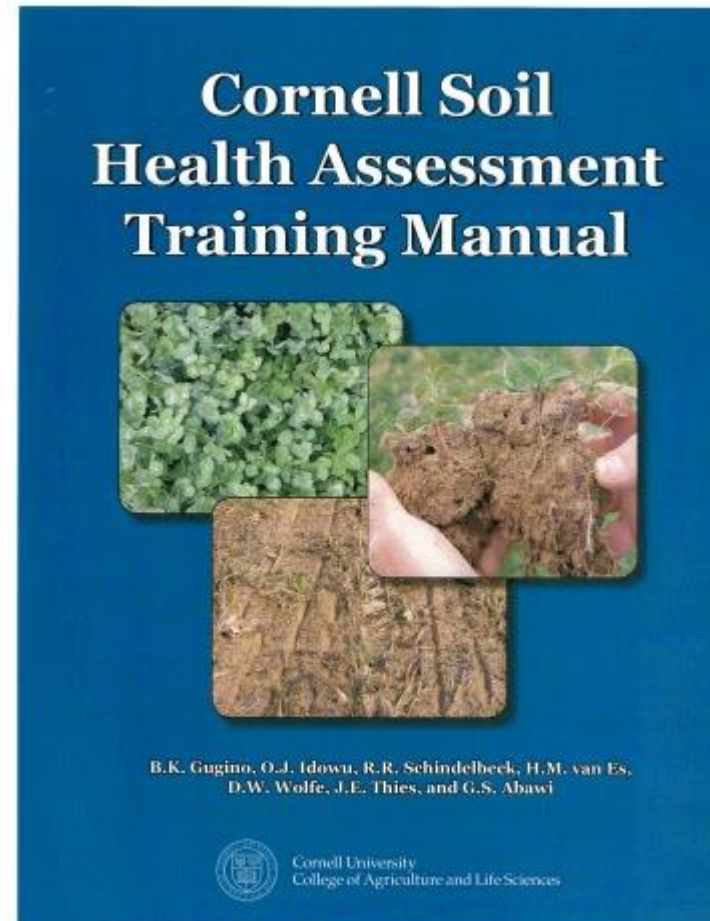
# Method

- Our plan is to collect multiple soil samples (0-6 in) from minimum six locations before and after summer cover crop.
- Up to ten soil health indicators will be tested to evaluate percent change in properties.
- Information will be discussed with the growers individually, and later summarized and presented to all.



In 2017, the Soil Health Institute endorsed 19 soil health measurements that would help accelerate agricultural transformation:

- organic carbon ✓
- pH ✓
- water-stable aggregation
- crop yield
- texture
- penetration resistance
- cation exchange capacity ✓
- electrical conductivity
- nitrogen ✓
- phosphorus ✓
- potassium ✓
- carbon mineralization ✓
- nitrogen mineralization
- erosion rating
- base saturation
- bulk density ✓
- available water holding capacity ✓
- infiltration rate
- micronutrients



### SOIL HEALTH INDEX

Scoring function between 0 to 100 by estimating the cumulative normal distribution (CND) function.

Overall scores were calculated in two ways – first based on average of all the scores; and alternatively excluding nutrient scores (M3P, M3K, TKN and TP).

# Soil Testing and Analyses

Soil tests will be conducted at the University of Florida- Soil, Water, Nutrient Management Laboratory located in Belle Glade, Florida. Up to nine different soil health indicators will be evaluated. These include:

1. **pH** which will be determined using 1:10 soil/water extract using Accumet AB250 pH meter.
2. **Bulk Density** which will be determined by measuring soil mass in the known core volume.
3. **Maximum Water Holding Capacity** which will be determined using modified method described by Jenikson and Powlson (1976) measuring amount of water retained in soil after saturation.
4. **Cation Exchange Capacity** which will be based on exchangeable ammonium using neutral ammonium acetate exchange method (Chapman, 1965)
5. **Organic Matter Content** which will be determined based on loss on ignition (LOI) at 550 °C.
6. **Active Carbon** which will be determined based on potassium permanganate oxidizable carbon.
7. **Total P** which will be determined by ashing technique followed by extraction with 6 M HCl and analyzed with ICP.
8. **Extractable P and K** which will be determined based on Mehlich-3 extraction technique analyzed using ICP.
9. **Total Kjeldahl N** which will be determined by digestion followed by colorimetric determination (EPA method 351.2).
10. **Protein** which will be determined using sodium citrate extraction followed by colorimetric BCA method



# Relevance of 'soil health' to the region

## Muck/Organic Soil

### Soil Subsidence Over the Years



1940s



1972



1998



2013

## Mineral/Sandy Soil

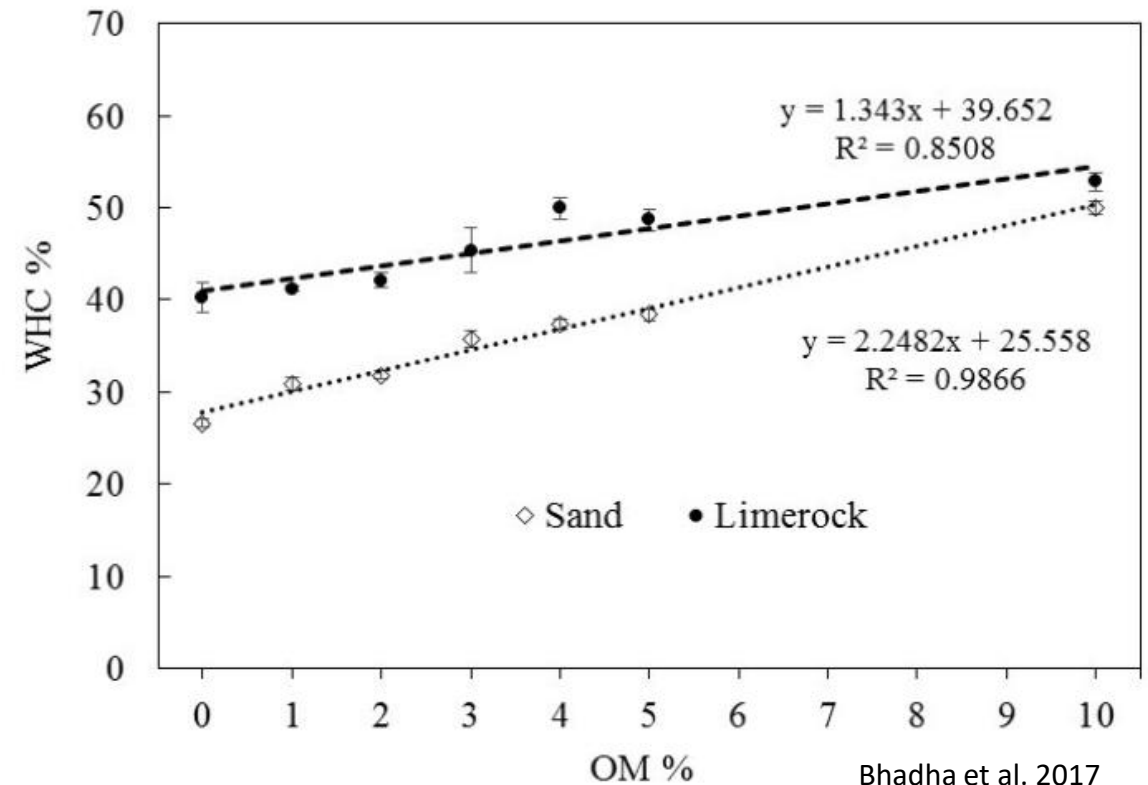


Less than 3% OM  
Low in micro nutrients  
Low water holding capacity

# Raising Soil Organic Matter Content to Improve Water Holding Capacity



Healthy soils with high OM will equate to higher water holding capacity



Changes in maximum water holding capacity of sand and limerock with percent increase in soil OM

*Thank you!*



**Request** – Please reach out to me if your summer program involves **cover crops** OR application of **organic soil amendments**, glad to discuss and evaluate it for you.

[jango@ufl.edu](mailto:jango@ufl.edu)