

Fig. 1




Fig. 2




Fig. 3




Fig. 4




Fig. 5




Fig. 6



Fig. 7




Fig. 8

Two-Queen Horizontal Commercial Bee Hive Base Drawing Key:

- 10 Retractable Bolt Latch**
- 12 Recessed pull access to Removable Panel Brood Box Divider**
- 14 Brood Box**
- 16 Brood Box Cover**
- 18 Entrance Reducer**
- 20 Bottom Board**
- 22 Removable Panel Brood Box Divider - Solid**
- 24 Removable Panel Brood Box Divider – Queen Excluder**
- 26 Standard 9 1/8" High Frame with Foundation**
- 28 Panel Support Member with Groove**
- 30 Groove to Receive Removable Panel Brood Box Divider**