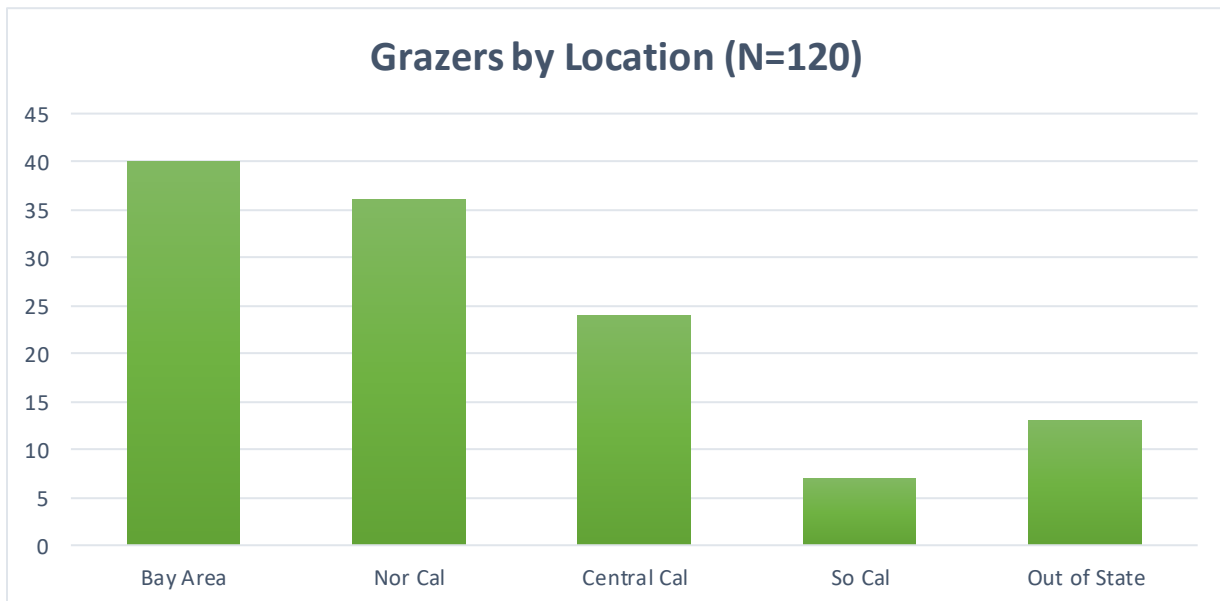


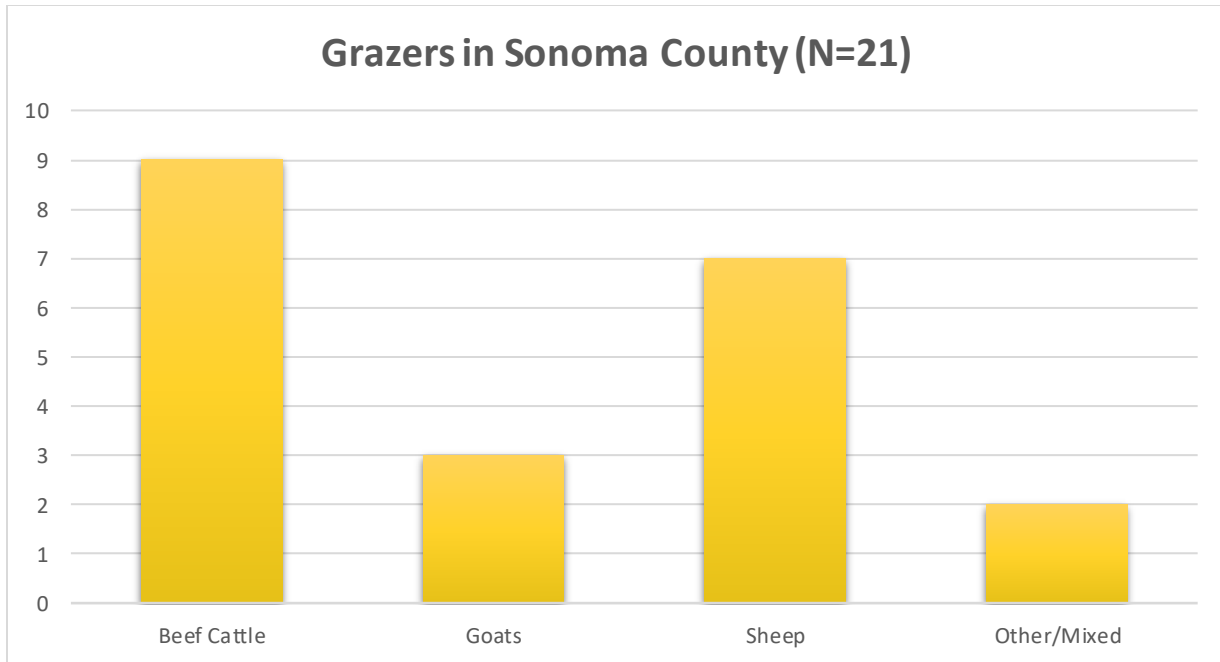
1. Match.Graze rolled out October 1, 2020. That first month, 58 grazers created pins and 17 property owners/managers created pins. We will increase landowner/manager knowledge of grazing and access to grazing services by improving and expanding Match.Graze (<https://matchgraze.com>), an online database created by University of California Cooperative Extension (UCCE) Livestock Advisor Stephanie Larson.
2. As of January 31, 2023, there are 120 grazer pins and 59 landowner pins for a total of 179 pins. To increase the usage of Match.Graze and success, the matching of grazers to landowners wanting grazing, a survey was sent to users of Match.Graze. From the results, Match.Graze will be enhanced, addressing grazing barriers and increasing outreach to landowners to hire local grazers. Further project success can be measured through the increased interaction between grazing operations and those needing grazers. Survey results as follows:

Grazers

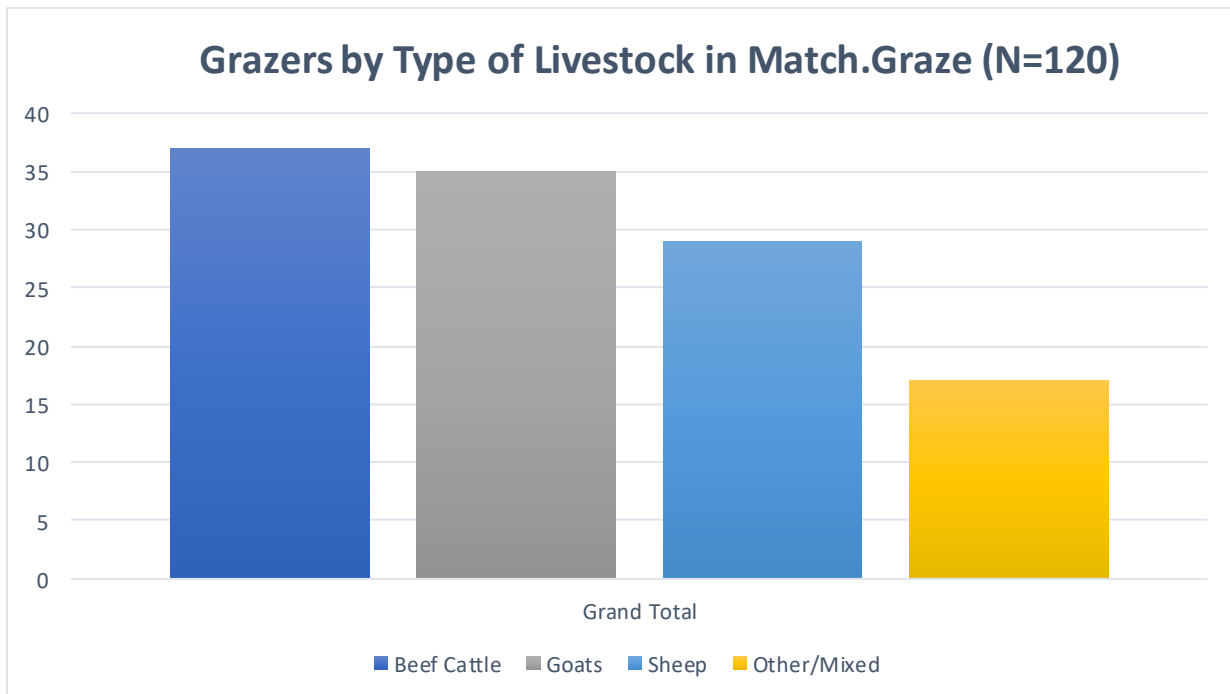
Grazers by location showing all grazer pins from Match.Graze. Most grazers are from the Bay Area and Northern California.



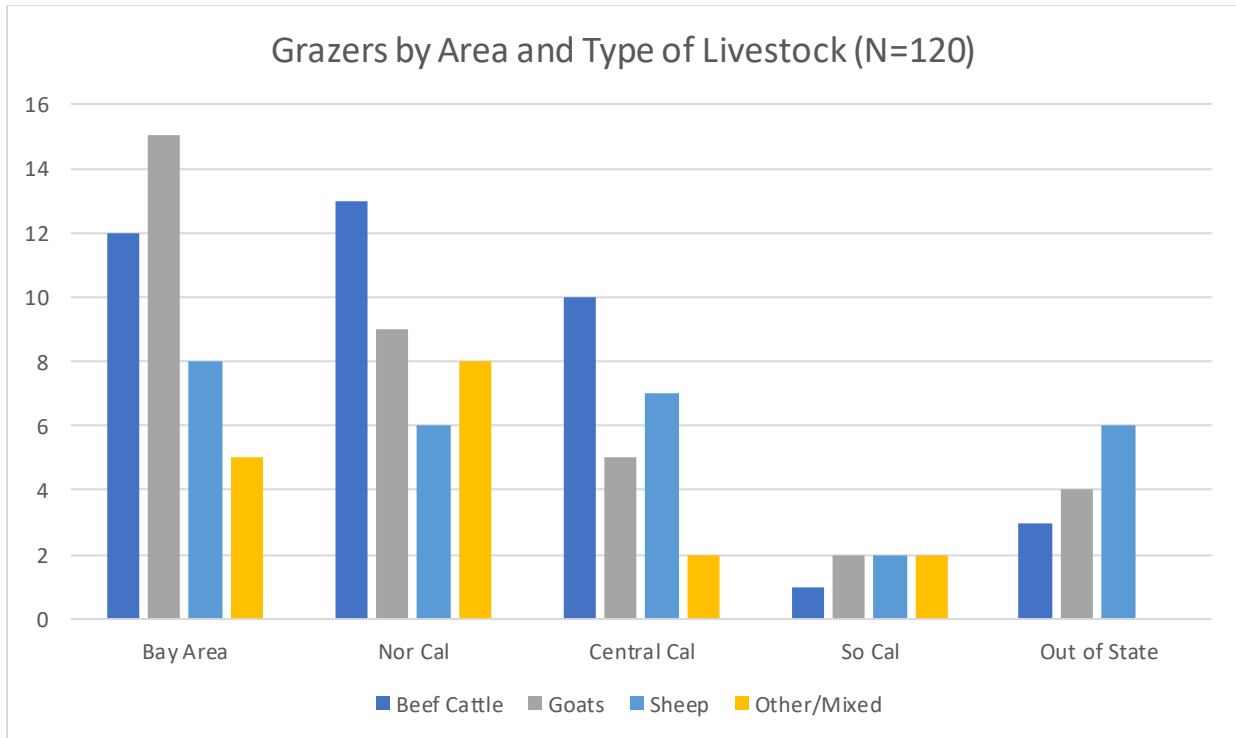
Of the pins on Match.Graze, Sonoma County has the most grazers, here is the breakdown by type of grazer. Not surprisingly, cattle and sheep make up the largest portion.



Grazers by Type of Livestock pins on Match.Graze. Cattle and goats make up most grazing animals in California.

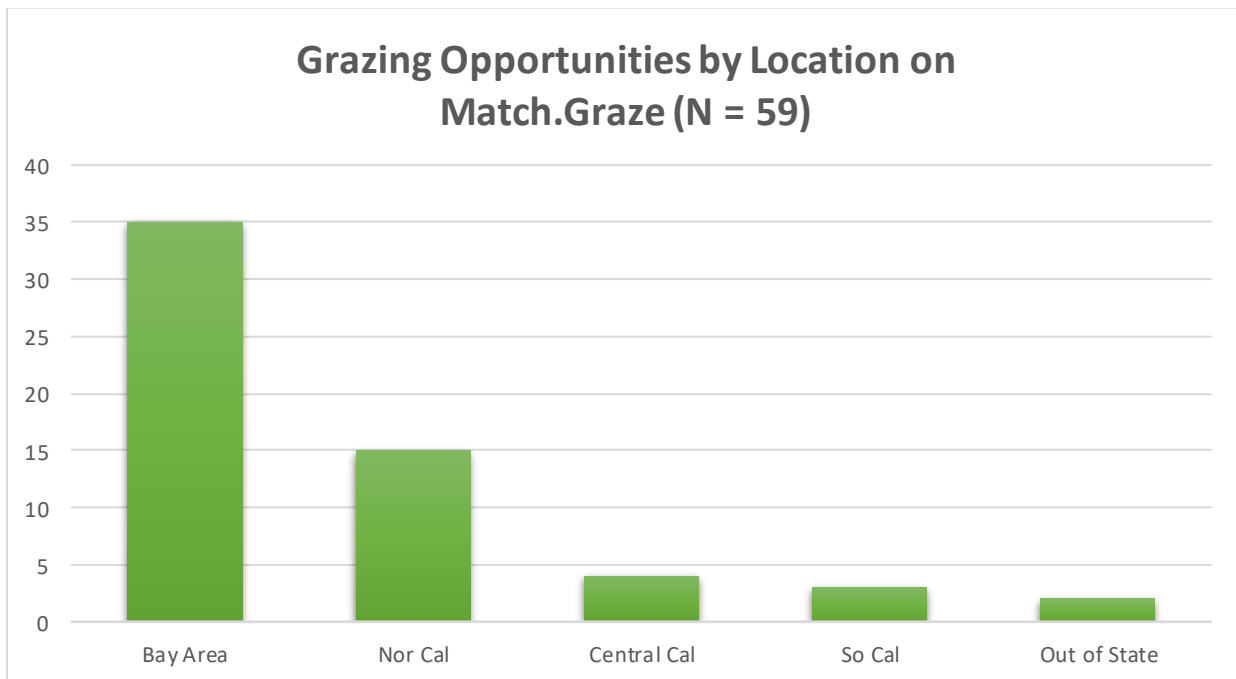


Grazer pins on Match.Graze by Area and Type of Livestock. Goats are more prevalent in the Bay Area, probably due to the urban nature of much of the area. Cattle dominate in Central and Northern areas of the state.

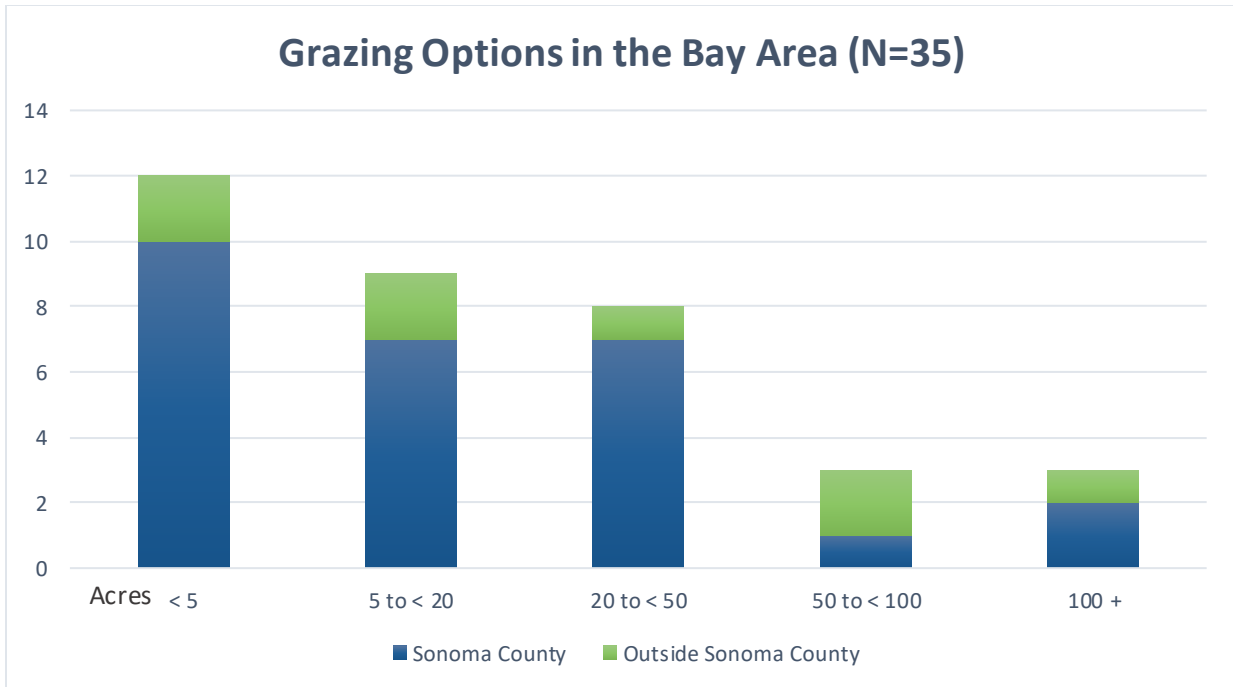


Grazing Opportunities

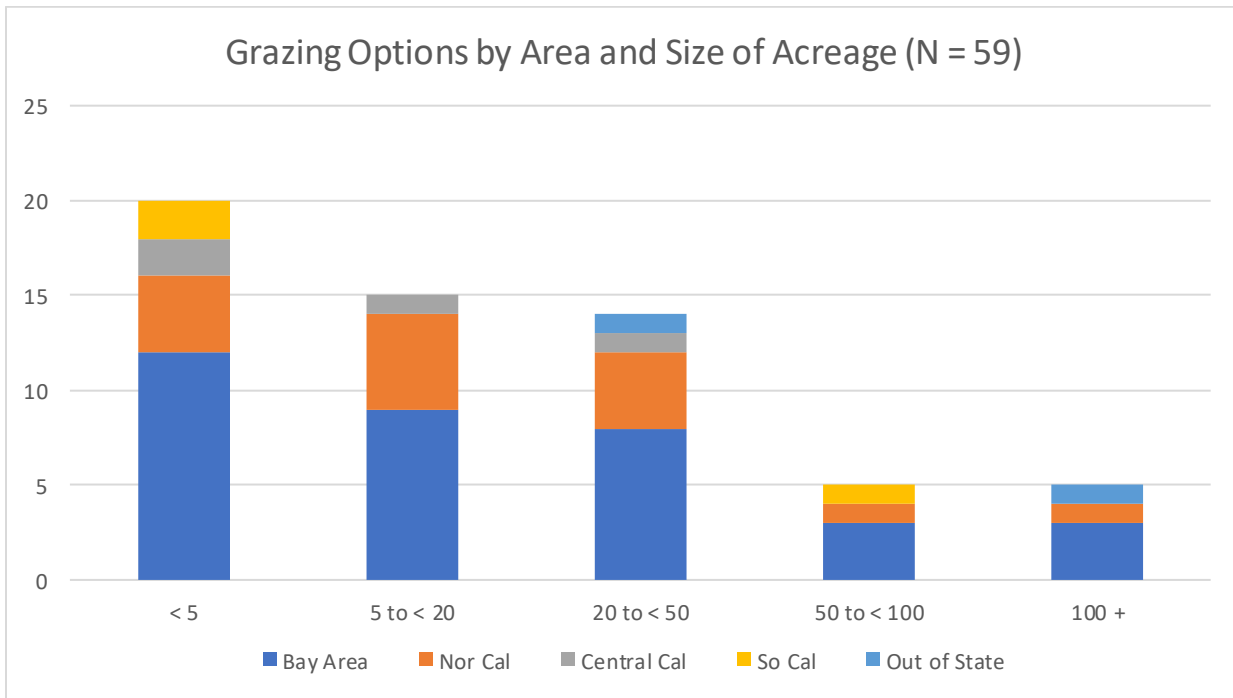
Grazing Opportunity pins on Match.Graze by Location – most of the grazing opportunities are in the Bay Area and Northern California.



Grazing options by number of acres available in the Bay Area for our grazers in Sonoma County. This clearly shows that most properties listed locally are less than 50 acres, the average is below 20 acres. Granted, some Sonoma County grazers may be willing to travel further for larger parcels.



Grazing Options by Area and Size of Acreage on Match.Graze. Most of the grazing opportunities are 20 acres or less indicating suburban and WUI properties need for grazers to clear grasses for fire safety.



First Survey Results

The first cut from the survey indicated that users wanted Increased Resources to Match.Graze. These items will be address and change on the Match.Graze platform.

1. Map Interface:

- Ability to schedule grazers at locations
- The highlighting of new listings
- More information on the 3-tier grazing systems.

2. Connections / Chats:

- Ability to easily contact/book/chat between land bases and grazers
- A way to provide users with match suggestions
- Ability to look at list of Landowners/Grazers in addition to map

3. Additional Resources to be Added to the Site:

- How to develop your Natural Resource / Land Goals
- Infrastructure needs – fencing, water, etc.
- Understanding the Cost / Benefit Ratio of Grazing
- Understanding Grazing Species Usage
- Timing of Grazing
- Leases / Request for Proposal Assistance
- Completing a Lease, Bidding a Grazing Job, etc.