

UPGRADE

CREATE SURVEY

hongmeilibarlay

Momentive + Zendesk are joining forces! [Learn more »](#)

CSU Queen-Webinar Survey

0

SUMMARY → DESIGN SURVEY → PREVIEW & SCORE → COLLECT RESPONSES → **ANALYZE RESULTS** → PRESENT RESULTS

EXPORTS ⓘ

PAID FEATURE
Export your survey data in .PDF, .XLS, .CSV, .PPTX, or SPSS format.

Upgrade [Learn more »](#)

RESPONDENTS: 32 of 32

ADD TO DASHBOARD ▾

SAVE AS ▾

QUESTION SUMMARIES

INSIGHTS AND DATA TRENDS

INDIVIDUAL RESPONSES

Page 1

Q1

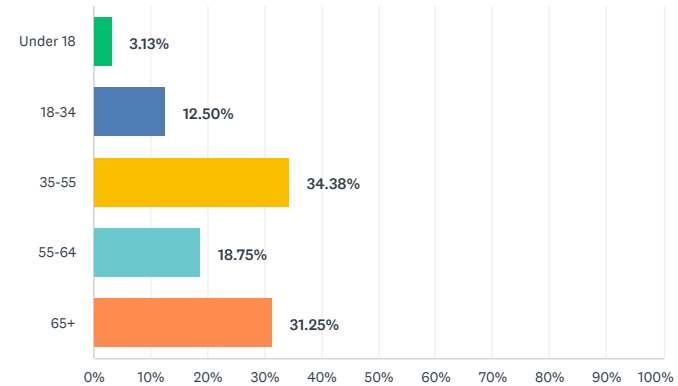


Customize

Save as ▾

What is your age group?

Answered: 32 Skipped: 0



ANSWER CHOICES

RESPONSES

Under 18 (1)	3.13%	1
18-34 (2)	12.50%	4
35-55 (3)	34.38%	11
55-64 (4)	18.75%	6
65+ (5)	31.25%	10

TOTAL


BASIC STATISTICS

BASIC STATISTICS

Minimum Maximum Median Mean Standard Deviation

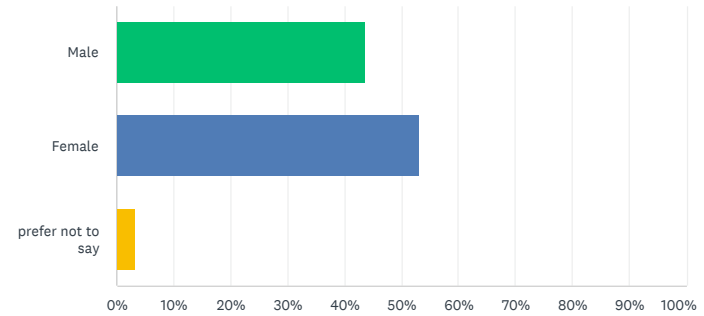


Q2

 [Customize](#) [Save as ▼](#)

What is your gender?

Answered: 32 Skipped: 0




ANSWER CHOICES

RESPONSES

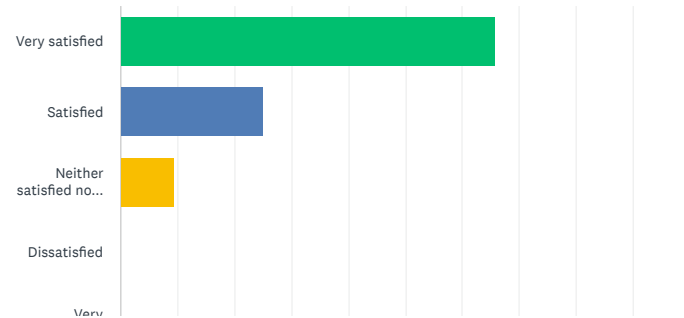
ANSWER CHOICES	RESPONSES	
▼ Male	43.75%	14
▼ Female	53.13%	17
▼ prefer not to say	3.13%	1
TOTAL		32

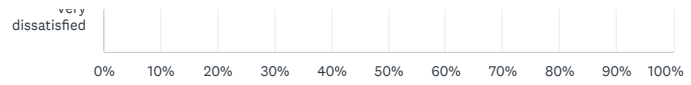
Q3

 [Customize](#) [Save as ▼](#)

How satisfied were you with the webinar content?



Answered: 32 Skipped: 0





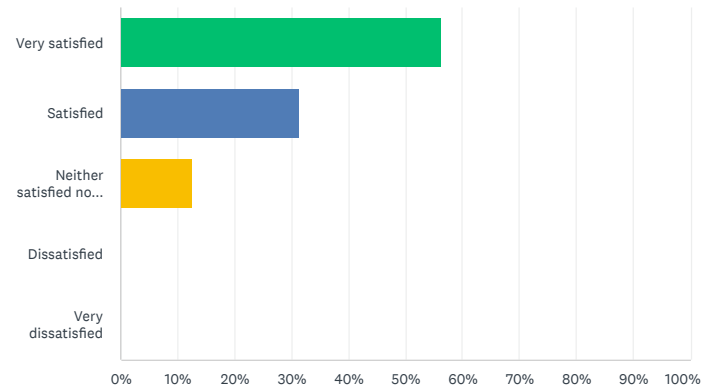
ANSWER CHOICES	RESPONSES	
Very satisfied	65.63%	21
Satisfied	25.00%	8
Neither satisfied nor dissatisfied	9.38%	3
Dissatisfied	0.00%	0
Very dissatisfied	0.00%	0
TOTAL		32

Q4

 [Customize](#) [Save as](#) 

How satisfied were you with the registration process?

Answered: 32 Skipped: 0



ANSWER CHOICES	RESPONSES	
Very satisfied	56.25%	18
Satisfied	31.25%	10
Neither satisfied nor dissatisfied	12.50%	4
Dissatisfied	0.00%	0
Very dissatisfied	0.00%	0
TOTAL		



Q5

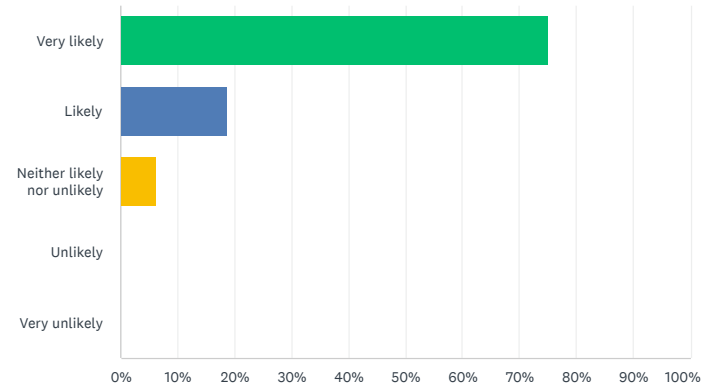


Customize

Save as ▾

How likely are you to recommend our webinars to others?

Answered: 32 Skipped: 0



ANSWER CHOICES

RESPONSES

ANSWER CHOICES	RESPONSES	
Very likely	75.00%	24
Likely	18.75%	6
Neither likely nor unlikely	6.25%	2
Unlikely	0.00%	0
Very unlikely	0.00%	0
TOTAL		32

Q6

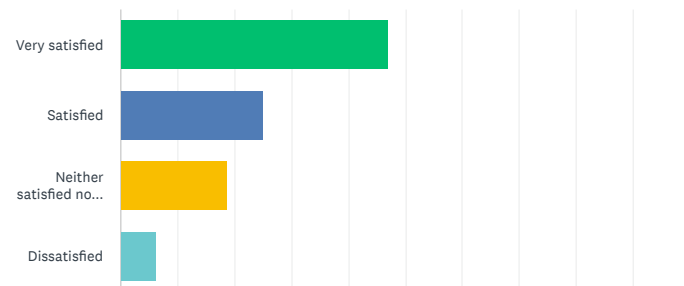


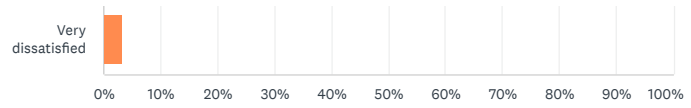
Customize

Save as ▾

How satisfied were you with the TEAMS meeting platform?

Answered: 32 Skipped: 0





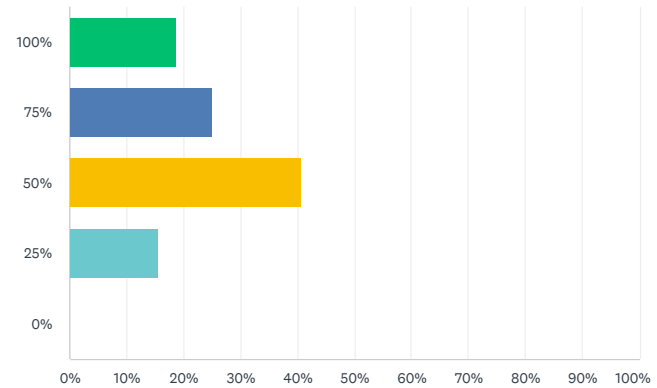
ANSWER CHOICES	RESPONSES	
Very satisfied	46.88%	15
Satisfied	25.00%	8
Neither satisfied nor dissatisfied	18.75%	6
Dissatisfied	6.25%	2
Very dissatisfied	3.13%	1
TOTAL		32

Q7

Customize Save as

What percentage of the information was new to you?

Answered: 32 Skipped: 0



ANSWER CHOICES	RESPONSES	
100%	18.75%	6
75%	25.00%	8
50%	40.63%	13
25%	15.63%	5
0%	0.00%	0
TOTAL		32

Q8

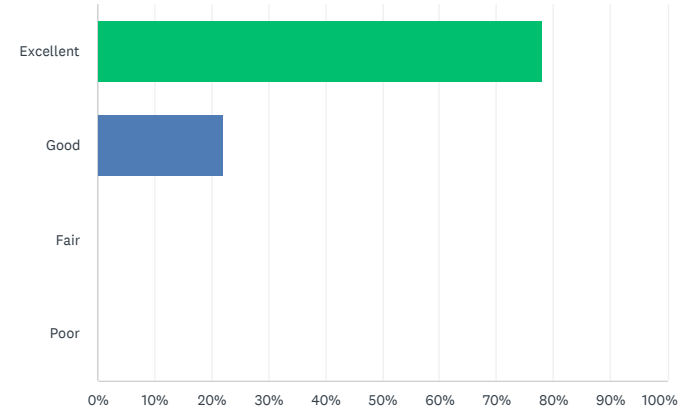


Customize

Save as ▼

Please rate the speaker's knowledge of the topic

Answered: 32 Skipped: 0



ANSWER CHOICES

RESPONSES

ANSWER CHOICES	RESPONSES	
▼ Excellent	78.13%	25
▼ Good	21.88%	7
▼ Fair	0.00%	0
▼ Poor	0.00%	0
TOTAL		32

Q9

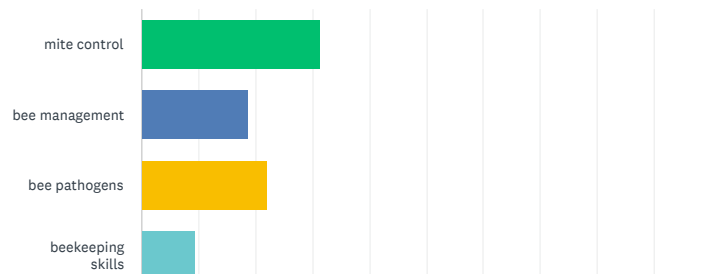


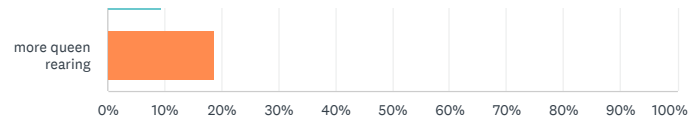
Customize

Save as ▼

What other future topics are you interested in knowing?

Answered: 32 Skipped: 0





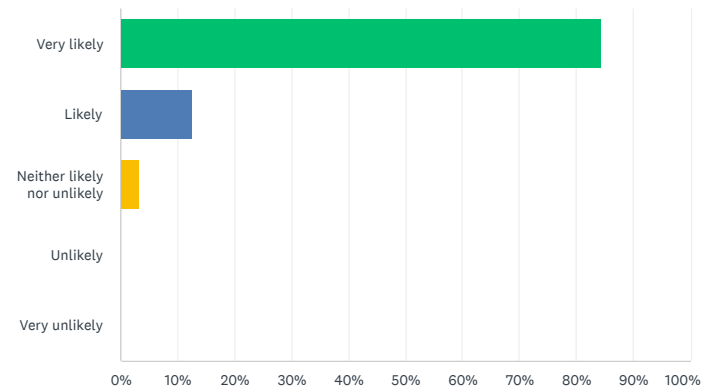
ANSWER CHOICES	RESPONSES	
▼ mite control	31.25%	10
▼ bee management	18.75%	6
▼ bee pathogens	21.88%	7
▼ beekeeping skills	9.38%	3
▼ more queen rearing	18.75%	6
TOTAL		32

Q10

Customize Save as

How likely are you to attend a future webinar?

Answered: 32 Skipped: 0



ANSWER CHOICES	RESPONSES	
▼ Very likely	84.38%	27
▼ Likely	12.50%	4
▼ Neither likely nor unlikely	3.13%	1
▼ Unlikely	0.00%	0
▼ Very unlikely	0.00%	0
TOTAL		32

ENGLISH

[About SurveyMonkey](#) • [Careers](#) • [Developers](#) • [Privacy Notice](#) • [California Privacy Notice](#) • [Email Opt-In](#) • [Help](#) • [Cookies Notice](#) • [Do Not Sell My Personal Information](#)
Copyright © 1999-2021 SurveyMonkey

