

Constant Contact Survey Results







Survey Name: Cheshire County Farmer Study v2

Response Status: Partial & Completed





Filter: None

12/15/2014 12:59 PM EST








How many years have you farmed?

Answer	0%	100%	Number of Response(s)	Response Ratio
Less than one year			0	0.0 %
1-5 years			3	9.3 %
6-10 years			1	3.1 %
11-20 years			7	21.8 %
21-30 years			8	25.0 %
Over 30 years			12	37.5 %
No Response(s)			1	3.1 %
Totals			32	100%

What are the current uses of your farm? (Please select all that apply)

Answer	0%	100%	Number of Response(s)	Response Ratio
Growing crops			13	41.9 %
Producing hay			18	58.0 %
Raising livestock			23	74.1 %
Other			8	25.8 %
Totals			31	100%

*What is the total acreage of the land you farm?

Answer	0%	100%	Number of Response(s)	Response Ratio
None			0	0.0 %
1-10 acres			2	6.2 %
11-20 acres			2	6.2 %
21-50 acres			9	28.1 %
51-100 acres			2	6.2 %
101-200 acres			11	34.3 %
Over 200 acres			5	15.6 %
No Response(s)			1	3.1 %
Totals			32	100%

*Of the land you farm, how many acres do you own?

Answer	0%	100%	Number of Response(s)	Response Ratio
None			4	12.5 %
1-10 acres			1	3.1 %
11-20 acres			3	9.3 %
21-50 acres			7	21.8 %
51-100 acres			3	9.3 %
101-200 acres			9	28.1 %
Over 200 acres			4	12.5 %
No Response(s)			1	3.1 %
Totals			32	100%

*How much of the farmland you own is conserved?

Answer	0%	100%	Number of Response(s)	Response Ratio
None			15	46.8 %
1-10 acres			2	6.2 %
11-20 acres			1	3.1 %
21-50 acres			1	3.1 %
51-100 acres			0	0.0 %
101-200 acres			2	6.2 %
Over 200 acres			3	9.3 %
No Response(s)			8	25.0 %
Totals			32	100%

Did you (or your spouse) place the easement on this property?

Answer	0%	100%	Number of Response(s)	Response Ratio
Yes			3	9.3 %
No			5	15.6 %
No Response(s)			24	75.0 %
Totals			32	100%

***How many acres of the land you farm are leased?**

Answer	0%	100%	Number of Response(s)	Response Ratio
None			11	34.3 %
1-10 acres			0	0.0 %
11-20 acres			3	9.3 %
21-50 acres			7	21.8 %
51-100 acres			2	6.2 %
101-200 acres			3	9.3 %
Over 200 acres			1	3.1 %
No Response(s)			5	15.6 %
Totals			32	100%

***How many of those leased acres are conserved?**

Answer	0%	100%	Number of Response(s)	Response Ratio
None			9	28.1 %
1-10 acres			1	3.1 %
11-20 acres			2	6.2 %
21-50 acres			1	3.1 %
51-100 acres			1	3.1 %
101-200 acres			0	0.0 %
Over 200 acres			2	6.2 %
No Response(s)			16	50.0 %
Totals			32	100%




How well do you understand the agricultural provisions of the easement on the conserved land you lease?

1 = Very well, 2 = Somewhat, 3 = Not at all




	1	2	3	Number of Response(s)	Rating Score*
				7	1.6

*The Rating Score is the weighted average calculated by dividing the sum of all weighted ratings by the number of total responses.

Do you have a written agreement such as a lease for the land you farm?

Answer	0%	100%	Number of Response(s)	Response Ratio
Yes			7	21.8 %
No			9	28.1 %
No Response(s)			16	50.0 %
Totals			32	100%

Does the lease or other agreement include buildings?

Answer	0%	100%	Number of Response(s)	Response Ratio
Yes			4	12.5 %
No			12	37.5 %
No Response(s)			16	50.0 %
Totals			32	100%




What is the length of the lease term?

1 = Less than one year, 2 = 1-5 years, 3 = 6-10 years, 4 = 11-20 years, 5 = 21-30 years, 6 = Over 30 years




	1	2	3	4	5	6	Number of Response(s)	Rating Score*
							13	2.8

*The Rating Score is the weighted average calculated by dividing the sum of all weighted ratings by the number of total responses.




Is housing included?

Answer	0%	100%	Number of Response(s)	Response Ratio
Yes, it's included in the farm lease			2	6.2 %
Yes, but it's a separate agreement or contract from the agricultural lease			0	0.0 %
No			14	43.7 %
No Response(s)			16	50.0 %
Totals			32	100%






* Do you
pay rent for use of the land or any existing buildings?

Answer	0%	100%	Number of Response(s)	Response Ratio
Yes			6	18.7 %
No			10	31.2 %
No Response(s)			16	50.0 %
Totals			32	100%


How is
the rent paid? (Please select all that apply)

Answer	0%	100%	Number of Response(s)	Response Ratio
Cash			5	15.6 %
Services, farm products			1	3.1 %
Other			0	0.0 %
No Response(s)			26	81.2 %
Totals			32	100%

What's working well with your lease arrangement?
(Please select all that apply)

Answer	0%	100%	Number of Response(s)	Response Ratio
Communications			12	85.7 %
Land stewardship			9	64.2 %
Financial return			6	42.8 %
Aesthetics			2	14.2 %
Other			5	35.7 %
Totals			14	100%

What's NOT working well with your lease arrangement? (Please select all that apply)

Answer	0%	100%	Number of Response(s)	Response Ratio
Communications			1	10.0 %
Land stewardship			0	0.0 %
Financial return			2	20.0 %
Aesthetics			0	0.0 %
Other			3	30.0 %
Totals			10	100%





Overall, how satisfied are you with the arrangement?

1 = Very Satisfied, 2 = Somewhat Satisfied, 3 = Somewhat Dissatisfied, 4 = Very Dissatisfied




	1	2	3	4	Number of Response(s)	Rating Score*
					16	1.4

*The Rating Score is the weighted average calculated by dividing the sum of all weighted ratings by the number of total responses.

If you are NOT currently leasing land for farming, why not? (Please select all that apply)

Answer	0%	100%	Number of Response(s)	Response Ratio
Don't need additional land			8	72.7 %
Can't find land			1	9.0 %
Concerned about landlord 'hassles'			0	0.0 %
Cost			0	0.0 %
Inadequate security			1	9.0 %
Other			2	18.1 %
Totals			11	100%

* Are you interested in leasing farmland (or more farmland)?

Answer	0%	100%	Number of Response(s)	Response Ratio
Yes			12	37.5 %
No			15	46.8 %
No Response(s)			5	15.6 %
Totals			32	100%

How much farmland would you be interested in leasing?

12 Response(s)

*Would you consider leasing conserved land?

Answer	0%	100%	Number of Response(s)	Response Ratio
Yes			17	53.1 %
No			10	31.2 %
No Response(s)			5	15.6 %
Totals			32	100%

Why wouldn't you consider leasing conserved land? (Please select all that apply)

Answer	0%	100%	Number of Response(s)	Response Ratio
Too many restrictions			3	60.0 %
Management practices potentially too restrictive			3	60.0 %
Bureaucracy of permissions			3	60.0 %
Other			1	20.0 %
Totals			5	100%










How supportive/friendly do you believe easements are for farming?

1 = Very friendly, 2 = Supportive, 3 = Neutral, 4 = Too restrictive




	1	2	3	4	Number of Response(s)	Rating Score*
					24	2.4

*The Rating Score is the weighted average calculated by dividing the sum of all weighted ratings by the number of total responses.

Whether or not you currently lease land for farming,
 what support would you find helpful? (Please select all that apply)

Answer	0%	100%	Number of Response(s)	Response Ratio
Information on leasing			5	22.7 %
Lease examples			10	45.4 %
Legal assistance			7	31.8 %
Other technical assistance			5	22.7 %
Help finding farmland			10	45.4 %
Talking with other farmers			6	27.2 %
Negotiating the agreement			6	27.2 %
Determining the rent			8	36.3 %
Other			3	13.6 %
Totals			22	100%

If you would like information or assistance from any
 of the following groups, please check below and provide your contact
 information.

Answer	0%	100%	Number of Response(s)	Response Ratio
Cheshire County Conservation District			3	100.0 %
Land For Good			2	66.6 %
Monadnock Conservancy			2	66.6 %
Totals			3	100%

I would like to be contacted the organization(s) checked above.

Answers	Number of Response(s)
First Name	8
Last Name	2
Home Phone	7
Email Address	3