

Constant Contact Survey Results

Survey Name: Monadnock Landowner Study

Response Status: Partial & Completed

Filter: None

11/10/2014 9:27 PM EST

Tell us about the conserved land you own. (Select one response for each question)

1 = None, 2 = 1-10 acres, 3 = 11-20 acres, 4 = 21-50 acres, 5 = 51-100 acres, 6 = 101-200 acres, 7 = Over 200 acres

Answer	1	2	3	4	5	6	7	Number of Response(s)	Rating Score*
What is the total acreage of the conserved land you own?								17	5.6
How many of those conserved acres are farmland (whether or not currently in active farming)?								16	3.4
How many of those conserved acres are actively farmed?								17	2.6

*The Rating Score is the weighted average calculated by dividing the sum of all weighted ratings by the number of total responses.

How many years ...

1 = Less than one year, 2 = 1-5 years, 3 = 6-10 years, 4 = 11-20 years, 5 = 21-30 years, 6 = Over 30 years

Answer	1	2	3	4	5	6	Number of Response(s)	Rating Score*
Have you owned this land?							17	4.2
Has the conservation easement been in place?							15	3.1

*The Rating Score is the weighted average calculated by dividing the sum of all weighted ratings by the number of total responses.

If

this land is currently farmed, which of the following uses apply?

Answer	0%	100%	Number of Response(s)	Response Ratio
Growing crops			0	0.0 %
Producing hay			9	64.2 %
Raising livestock			7	50.0 %
Other			4	28.5 %
Totals			14	100%

Do
you know if the land supported any of the following farming uses in the past?

Answer	0%	100%	Number of Response(s)	Response Ratio
Growing crops			8	53.3 %
Producing hay			10	66.6 %
Raising livestock			12	80.0 %
Other			2	13.3 %
Totals			15	100%

Regardless
of the current use(s) on your conserved land, would you consider other uses?

Answer	0%	100%	Number of Response(s)	Response Ratio
Growing crops			7	53.8 %
Producing hay			5	38.4 %
Raising livestock			8	61.5 %
Other			4	30.7 %
Totals			13	100%




Did you
(or your spouse) place the easement on this property?

Answer	0%	100%	Number of Response(s)	Response Ratio
Yes			12	66.6 %
No			3	16.6 %
No Response(s)			3	16.6 %
Totals			18	100%




*Do
you rent/lease any part of your land to farmer(s)?

Answer	0%	100%	Number of Response(s)	Response Ratio
Yes			7	38.8 %
No			10	55.5 %
No Response(s)			1	5.5 %
Totals			18	100%

*Do you have a written agreement such as a lease?

Answer	0%	100%	Number of Response(s)	Response Ratio
Yes			1	5.5 %
No			6	33.3 %
No Response(s)			11	61.1 %
Totals			18	100%

Does the lease or other agreement include buildings?

Answer	0%	100%	Number of Response(s)	Response Ratio
Yes			0	0.0 %
No			1	5.5 %
No Response(s)			17	94.4 %
Totals			18	100%





What is the length of the lease term?

1 = Less than one year, 2 = 1-5 years, 3 = 6-10 years, 4 = 11-20 years, 5 = 21-30 years, 6 = Over 30 years

	1	2	3	4	5	6	Number of Response(s)	Rating Score*
							1	6.0

*The Rating Score is the weighted average calculated by dividing the sum of all weighted ratings by the number of total responses.

Do you offer housing?

Answer	0%	100%	Number of Response(s)	Response Ratio
Yes, it's included in the farm lease			0	0.0 %
Yes, but it's a separate agreement or contract from the agricultural lease			2	11.1 %
No			5	27.7 %
No Response(s)			11	61.1 %
Totals			18	100%

* Do you charge rent for use of the land or any existing buildings?

Answer	0%	100%	Number of Response(s)	Response Ratio
Yes			1	5.5 %
No			6	33.3 %
No Response(s)			11	61.1 %
Totals			18	100%



How is the rent paid? (Please select all that apply)

Answer	0%	100%	Number of Response(s)	Response Ratio
Cash			0	0.0 %
Services, farm products			0	0.0 %
Other			1	5.5 %
No Response(s)			17	94.4 %
Totals			18	100%

What's working well with your lease arrangement? (Please select all that apply)

Answer	0%	100%	Number of Response(s)	Response Ratio
Communications			4	57.1 %
Land stewardship			5	71.4 %
Financial return			0	0.0 %
Aesthetics			4	57.1 %
Other			4	57.1 %
Totals			7	100%

What's NOT working well with your lease arrangement? (Please select all that apply)

Answer	0%	100%	Number of Response(s)	Response Ratio
Communications			1	25.0 %
Land stewardship			0	0.0 %
Financial return			2	50.0 %
Aesthetics			0	0.0 %
Other			0	0.0 %
Totals			4	100%








*Overall, how satisfied are you with the arrangement?

1 = Very Satisfied, 2 = Somewhat Satisfied, 3 = Somewhat Dissatisfied, 4 = Very Dissatisfied

	1	2	3	4	Number of Response(s)	Rating Score*
					7	1.4

*The Rating Score is the weighted average calculated by dividing the sum of all weighted ratings by the number of total responses.

If you are NOT currently leasing your conserved land for farming, why not? (Please select all that apply)

Answer	0%	100%	Number of Response(s)	Response Ratio
Liability			2	20.0 %
Aesthetics			0	0.0 %
Loss of control			1	10.0 %
Fear of being stuck with "bad" farmer			1	10.0 %
Privacy			2	20.0 %
Not aware that I could or that farmers would be interested			4	40.0 %
Don't have enough information to decide or proceed			1	10.0 %
Other			6	60.0 %
Totals			10	100%

***Would you consider leasing to a farmer?**

Answer	0%	100%	Number of Response(s)	Response Ratio
Yes			7	38.8 %
No			3	16.6 %
No Response(s)			8	44.4 %
Totals			18	100%

If yes, what kind of farming would you like to support on your land? (Please select all that apply)

Answer	0%	100%	Number of Response(s)	Response Ratio
Growing crops			4	57.1 %
Producing hay			3	42.8 %
Raising livestock			7	100.0 %
Other			1	14.2 %
Totals			7	100%

How well do you understand the agricultural provisions of your easement?

1 = Very well, 2 = Somewhat, 3 = Not at all

	1	2	3	Number of Response(s)	Rating Score*
				16	1.9

*The Rating Score is the weighted average calculated by dividing the sum of all weighted ratings by the number of total responses.










How supportive/friendly do you feel your easement is to farming?

1 = Very friendly, 2 = Supportive, 3 = Neutral, 4 = Too restrictive




	1	2	3	4	Number of Response(s)	Rating Score*
					14	2.2

*The Rating Score is the weighted average calculated by dividing the sum of all weighted ratings by the number of total responses.

Whether or not you currently lease your land for farming,
 what support would you find helpful? (Please select all that apply)

Answer	0%	100%	Number of Response(s)	Response Ratio
Information on leasing			6	46.1 %
Lease examples			5	38.4 %
Legal assistance			4	30.7 %
Other technical assistance			3	23.0 %
Help finding a farmer			5	38.4 %
Talking with other landowners			5	38.4 %
Negotiating the agreement			4	30.7 %
Determining the rent			6	46.1 %
Other			4	30.7 %
Totals			13	100%

If you would like information or assistance from any
 of the following groups, please check below and provide your contact
 information.

Answer	0%	100%	Number of Response(s)	Response Ratio
Cheshire County Conservation District			4	57.1 %
Land For Good			4	57.1 %
Monadnock Conservancy			7	100.0 %
Totals			7	100%

I would like to be contacted the organization(s) checked above.

Answers	Number of Response(s)
First Name	13
Last Name	13
Home Phone	13
Email Address	8