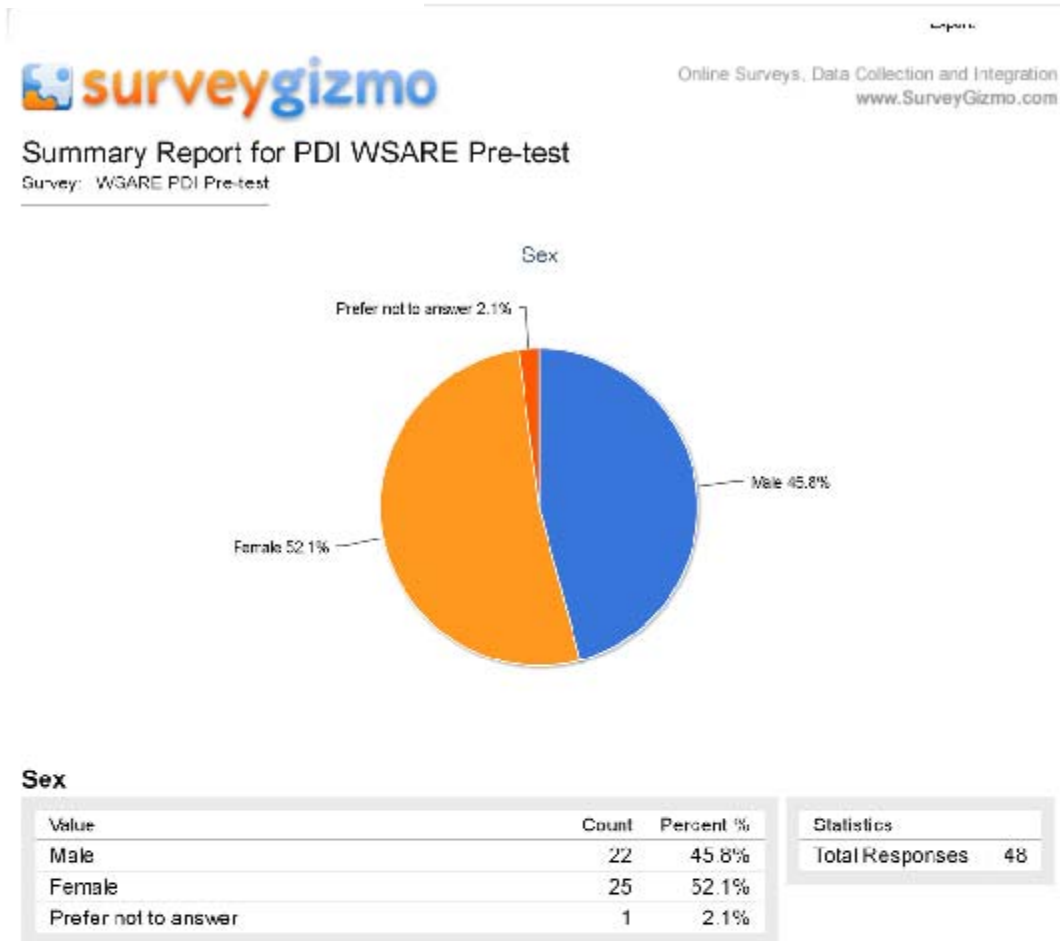
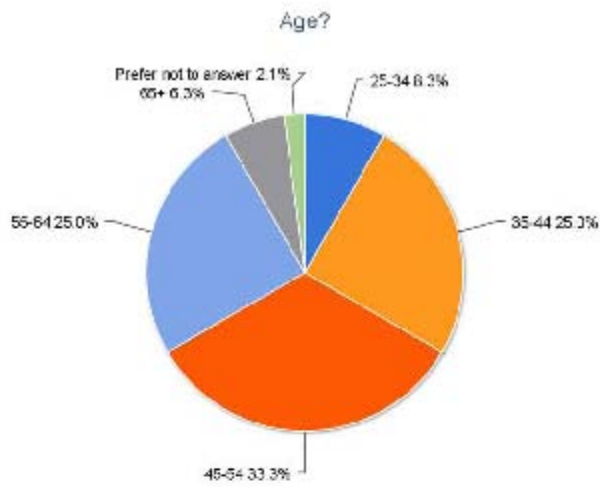


Appendix B:



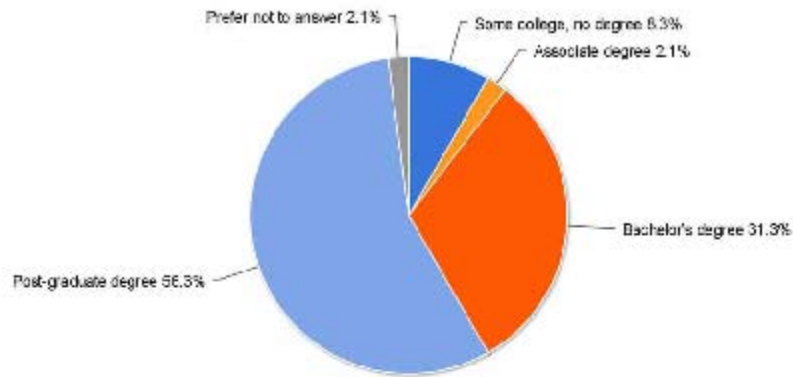


Age?

Value	Count	Percent %
25-34	4	8.3%
35-44	12	25%
45-54	16	33.3%
55-64	12	25%
65+	3	6.3%
Prefer not to answer	1	2.1%
under 18	0	0%
18-24	0	0%

Statistics	
Total Responses	48
Sum	2,095.0
Average	44.6
StdDev	10.51
Max	65.0

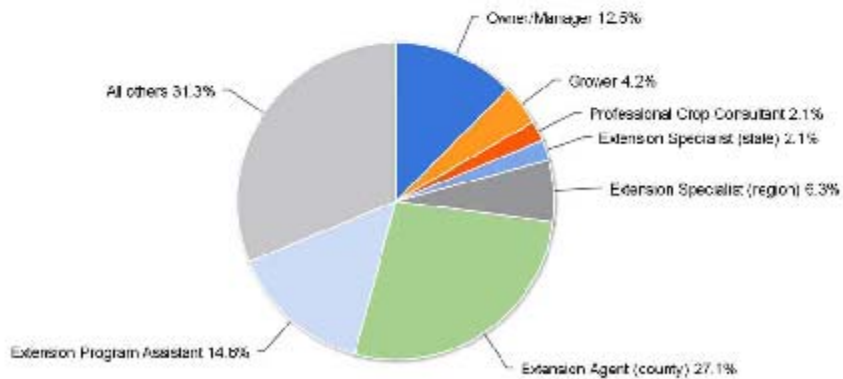
What is your highest level of education?



What is your highest level of education?

Value	Count	Percent %	Statistics
Some college, no degree	4	8.3%	Total Responses 48
Associate degree	1	2.1%	
Bachelor's degree	15	31.3%	
Post-graduate degree	27	56.3%	
Prefer not to answer	1	2.1%	
12th grade or less	0	0%	
Graduated high school or equivalent	0	0%	

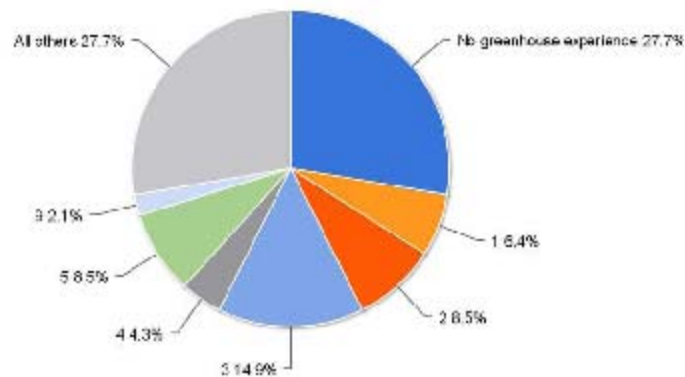
What is your current career or job role?



What is your current career or job role?

Value	Count	Percent %	Statistics	
Owner/Manager	6	12.5%	Total Responses	48
Grower	2	4.2%		
Professional Crop Consultant	1	2.1%		
Extension Specialist (state)	1	2.1%		
Extension Specialist (region)	3	6.3%		
Extension Agent (county)	13	27.1%		
Extension Program Assistant	7	14.6%		
Extension Volunteer (e.g. Master Gardener)	3	6.3%		
Educator (university)	4	8.3%		
Researcher (university)	4	8.3%		
Student	2	4.2%		
N/A - Unemployed/Retired/Homemaker	2	4.2%		
Production Manager	0	0%		
Grower/Supervisor	0	0%		
Educator (community college)	0	0%		
Educator (K-12)	0	0%		

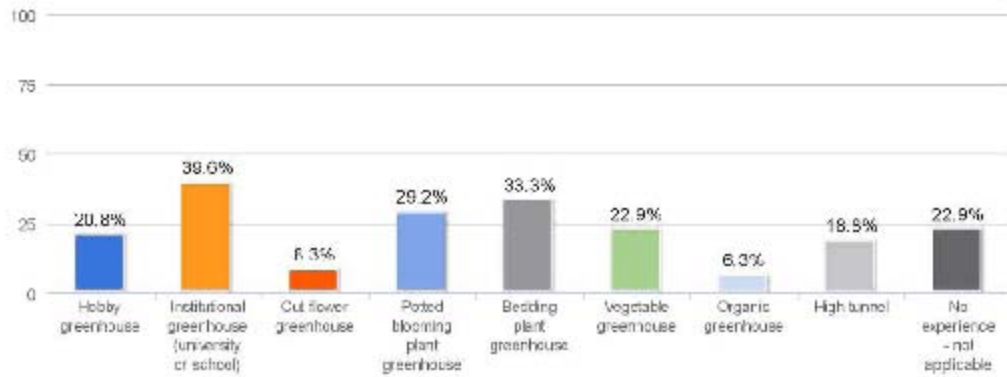
Do you have any greenhouse experience and if so, how many years?



Do you have any greenhouse experience and if so, how many years?

Value	Count	Percent %	Statistics	
No greenhouse experience	13	27.1%	Total Responses	47
1	3	6.3%		
2	4	8.3%	Sum	369.0
3	7	14.6%	Average	10.9
4	2	4.2%	StdDev	11.79

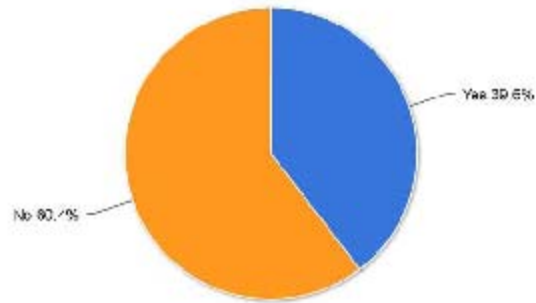
If you indicated that you have any greenhouse experience, please indicate below the form of greenhouse experience that you have. Please check as many boxes as appropriate.



If you indicated that you have any greenhouse experience, please indicate below the form of greenhouse experience that you have. Please check as many boxes as appropriate.

Value	Count	Percent %	Statistics	
Hobby greenhouse	10	20.8%	Total Responses	48
Institutional greenhouse (university or school)	19	39.6%		
Cut flower greenhouse	4	8.3%		
Potted blooming plant greenhouse	14	29.2%		
Bedding plant greenhouse	16	33.3%		
Vegetable greenhouse	11	22.9%		
Organic greenhouse	3	6.3%		
High tunnel	9	18.8%		
No experience - not applicable	11	22.9%		

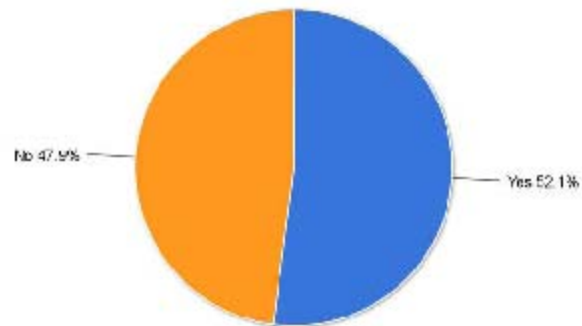
Do you have any formal training in greenhouse technology and/or production (e.g. vocational or university)?



Do you have any formal training in greenhouse technology and/or production (e.g. vocational or university)?

Value	Count	Percent %	Statistics	
Yes	19	39.6%	Total Responses	48
No	29	60.4%		

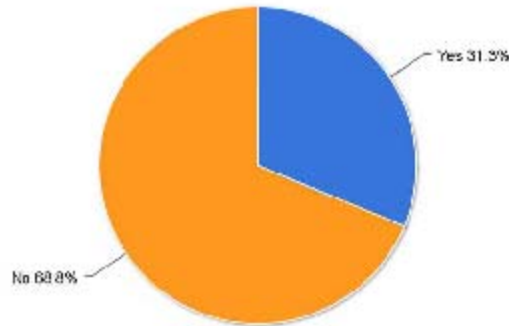
Have you participated in any greenhouse short courses or work shops?



Have you participated in any greenhouse short courses or work shops?

Value	Count	Percent %	Statistics	
Yes	25	52.1%	Total Responses	48
No	23	47.9%		

Are you actively involved in a green industry trade association?



Are you actively involved in a green industry trade association?

Value	Count	Percent %	Statistics	
Yes	15	31.3%	Total Responses	48
No	33	68.8%		

Please indicate your level of interest in the following greenhouse engineering topics.

	Great interest	Some interest	Interest	Marginal interest	No interest	Responses
Greenhouse construction	34.0% 16	25.5% 12	17.0% 8	8.5% 4	14.9% 7	47
Greenhouse coverings	36.2% 17	25.5% 12	10.6% 5	17.0% 8	10.6% 5	47
Greenhouse environmental control	38.3% 18	27.7% 13	14.9% 7	8.5% 4	10.6% 5	47
Greenhouse automation	31.9% 15	19.1% 9	25.5% 12	10.6% 5	12.8% 6	47

Please rank your interest in the following greenhouse management topics.

	Great interest	Some interest	Interest	Marginal interest	No interest	Responses
Disease management	53.2% 25	21.3% 10	4.3% 2	4.3% 2	17.0% 8	47
Insect management	53.2% 25	23.4% 11	6.4% 3	6.4% 3	10.6% 5	47
Reduction of pesticide use	51.1% 24	27.7% 13	8.5% 4	6.4% 3	6.4% 3	47

	Great interest	Some interest	Interest	Marginal interest	No interest	Responses
Water quality	31.9% 15	36.2% 17	19.1% 9	4.3% 2	8.5% 4	47
Fertilizer management	38.3% 18	29.8% 14	14.9% 7	8.5% 4	8.5% 4	47
Plant growth regulators	21.3% 10	31.9% 16	14.9% 7	19.1% 9	12.8% 6	47

Please indicate your level of interest in the following greenhouse production topics.

	Great interest	Some interest	Interest	Marginal interest	No interest	Responses
Bedding plant production	10.6% 5	38.3% 18	17.0% 8	25.5% 12	8.5% 4	47
Cut flower production	14.9% 7	14.9% 7	27.7% 13	29.8% 14	12.8% 6	47
Potted color production	19.1% 9	17.0% 8	21.3% 10	31.9% 15	10.6% 5	47
Foliage plant production	6.4% 3	25.5% 12	25.5% 12	29.8% 14	12.8% 6	47
Organic production	36.2% 17	27.7% 13	10.6% 5	17.0% 8	8.5% 4	47
Hydroponic production	12.8% 6	17.0% 8	27.7% 13	21.3% 10	21.3% 10	47
Vegetable production	42.6% 20	27.7% 13	14.9% 7	6.4% 3	8.5% 4	47

Please indicate your level of interest in the following greenhouse business topics.

	Great interest	Some interest	Interest	Marginal Interest	No interest	Responses
Retail marketing	23.4% 11	36.2% 17	6.4% 3	17.0% 8	17.0% 8	47
Wholesale marketing	14.9% 7	48.9% 23	12.8% 6	6.4% 3	17.0% 8	47
Pricing	27.7% 13	34.0% 16	17.0% 8	10.6% 5	10.6% 5	47
Environmental regulation	23.4% 11	34.0% 16	21.3% 10	10.6% 5	10.6% 5	47
Cost accounting	17.0% 8	36.2% 17	19.1% 9	8.5% 4	19.1% 9	47
Enterprise budgeting	23.4% 11	31.9% 15	21.3% 10	8.5% 4	14.9% 7	47
Risk management	23.4% 11	42.6% 20	8.5% 4	10.6% 5	14.9% 7	47
Point of purchase programs	10.6% 5	40.4% 19	12.8% 6	19.1% 9	17.0% 8	47

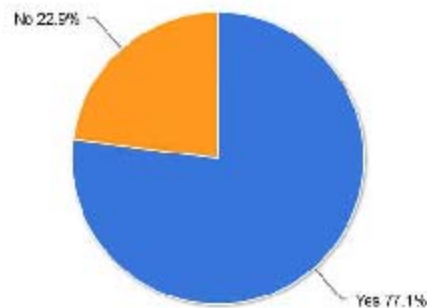
Indicate your level of interest in the following greenhouse labor management topics.

	Great interest	Some interest	Interest	Marginal interest	No interest	Responses
State and federal labor regulations	12.8% 9	27.7% 13	23.4% 11	12.8% 6	23.4% 11	47
Strategies for retaining good employees	17.0% 8	27.7% 13	25.5% 12	19.1% 9	10.6% 5	47
Techniques for providing in-house employee training	17.0% 8	27.7% 13	25.5% 12	17.0% 8	12.8% 6	47
Employee policies	8.5% 4	25.5% 12	25.5% 12	21.3% 10	19.1% 9	47
Employee benefits	10.6% 5	19.1% 9	23.4% 11	25.5% 12	21.3% 10	47

Please rank in order of preference (1=most preferred and 7=least preferred) the following training venues.

Item	Total Score ¹	Overall Rank
Face-to-face classes, workshops, seminars	260	1
Videoconferencing	185	2
Face-to-face individual meetings	181	3
Synchronous (interactive) web-based tools	171	4
Podcasts	144	5
Asynchronous (correspondence) tools	143	6
Other methods	94	7
Total Respondents: 48		
<small>¹ Score is a weighted calculation. Items ranked first are valued higher than the following ranks. The score is the sum of all weighted rank counts.</small>		

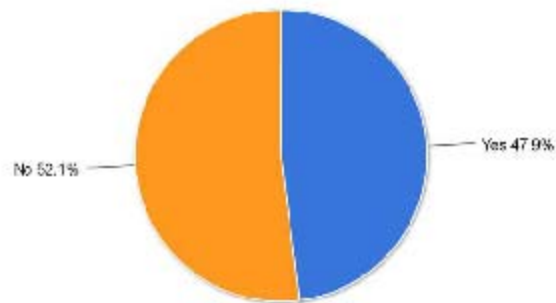
If greenhouse training were offered online via web-based tools, would you be interested?



If greenhouse training were offered online via web-based tools, would you be interested?

Value	Count	Percent %	Statistics	
Yes	37	77.1%	Total Responses	48
No	11	22.9%		

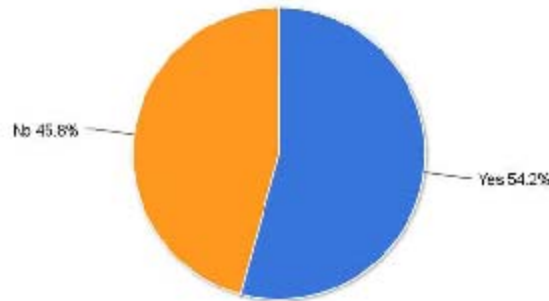
If greenhouse training was offered via web-based tools, would you be willing to pay for it?



If greenhouse training was offered via web-based tools, would you be willing to pay for it?

Value	Count	Percent %	Statistics	
Yes	23	47.9%	Total Responses	48
No	25	52.1%		

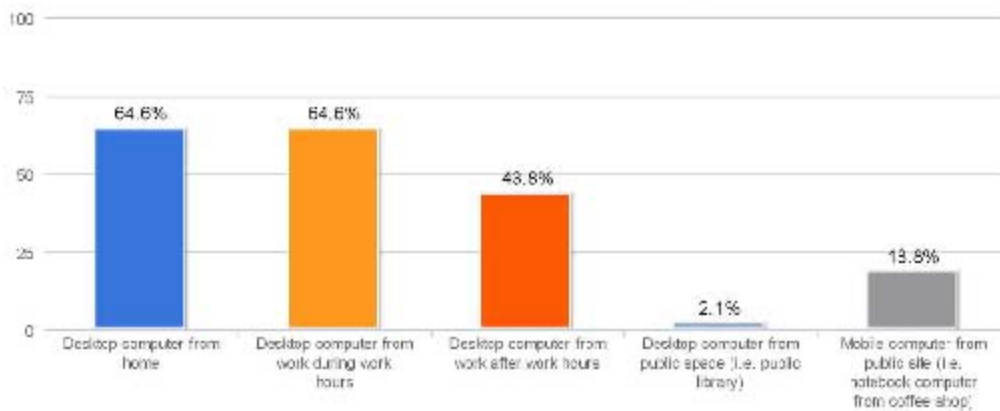
If greenhouse training were offered via web-based tools, would you be interested in receiving a certificate of completion?



If greenhouse training were offered via web-based tools, would you be interested in receiving a certificate of completion?

Value	Count	Percent %	Statistics
Yes	26	54.2%	Total Responses 48
No	22	45.8%	

If greenhouse training were offered via web-based tools, how would you choose to access the course? (select any or all choices as relevant)

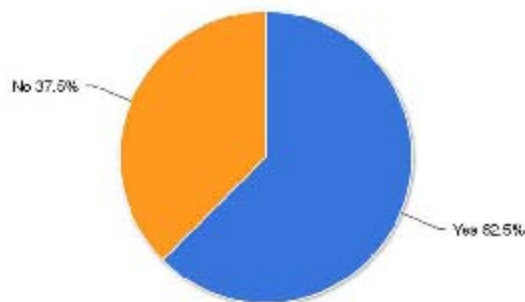


If greenhouse training were offered via web-based tools, how would you choose to access the course? (select any or all choices as relevant)

Are you prepared to complete an online course?

	Yes	No	Responses
I have a computer readily available with 56K Internet access (or faster) throughout the day	93.8% 45	6.3% 3	48
I am comfortable using the computer and enjoy learning new technologies	97.9% 47	2.1% 1	48
I am comfortable using Word, PowerPoint, Excel, and Windows Media Player tools	93.8% 45	6.3% 3	48
I use an active e-mail address a minimum of five to six days a week	95.8% 46	4.2% 2	48
I am familiar with online discussion forums and navigation tools	79.2% 38	20.8% 10	48
I can problem-solve and work independently	95.8% 46	4.2% 2	48
I am comfortable in a class that involves a significant amount of reading and writing	87.5% 42	12.5% 6	48
I usually complete homework and other assignments on time or before the due date	89.6% 43	10.4% 5	48

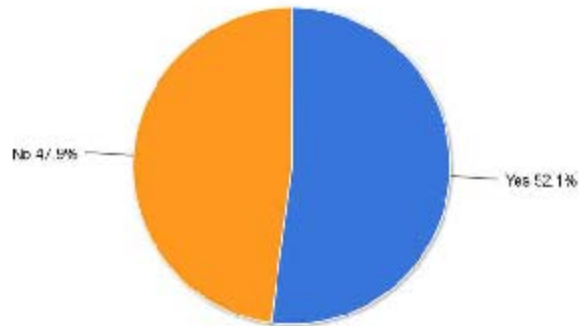
Are you willing to participate in a series of free online greenhouse training modules?



Are you willing to participate in a series of free online greenhouse training modules?

Value	Count	Percent %	Statistics
Yes	30	62.5%	Total Responses 48
No	18	37.5%	

Please indicate if you are interested in receiving the results of this survey.



Please indicate if you are interested in receiving the results of this survey.

Value	Count	Percent %	Statistics	
Yes	25	52.1%	Total Responses	48
No	23	47.9%		

Please select your level of agreement on the following statements:

	Strongly agree	Agree	Neither agree or disagree	Disagree	Strongly disagree	n/a	Responses
I receive many requests for greenhouse information	6.3% 3	27.1% 13	25.0% 12	4.2% 2	6.3% 3	31.3% 15	48
I am regularly contacted by local greenhouse owner/managers for production support	4.2% 2	16.7% 8	18.8% 9	18.8% 9	8.3% 4	33.3% 16	48
I have farmers and ranchers in my county/region whom are interested in diversifying their production	18.8% 9	35.4% 17	10.4% 5	4.2% 2	0.0% 0	31.3% 15	48
It is difficult for my county/regional clientele to travel and attend workshops	18.8% 9	20.8% 10	14.6% 7	10.4% 5	2.1% 1	33.3% 16	48

Please indicate your level of comfort for the following training venues:

	Very comfortable	Comfortable	Neither comfortable or uncomfortable	Uncomfortable	Very uncomfortable	*n/a	Res
I prefer that a specialist conduct face-to-face programming in my county/region for my clientele	27.1% 13	25.0% 12	18.8% 9	2.1% 1	0.0% 0	27.1% 13	
I am comfortable independently presenting prepared training materials provided to my clientele in my county/region	18.8% 9	39.6% 19	10.4% 5	6.3% 3	0.0% 0	25.0% 12	
I am comfortable presenting prepared training materials as a hybrid model using web-based training tools	10.4% 5	33.3% 16	16.7% 8	12.5% 6	2.1% 1	25.0% 12	
I am comfortable hosting video-conference training programs conducted by a specialist	20.8% 10	22.9% 11	14.6% 7	10.4% 5	6.3% 3	25.0% 12	

Please indicate any comments, questions, or responses that you feel were not adequately addressed in this survey.

Count	Response
1	Pertaining to the last question in #23: It is not difficult for my clientele to travel within my region, but

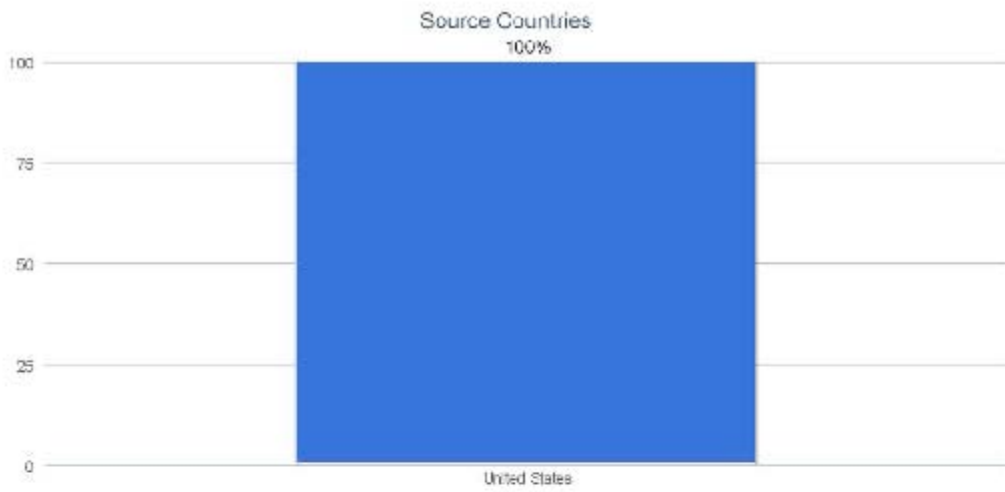
Count	Response
	it is difficult for them to travel out of the region.
1	One of the questions lumped several computer based programs together. I am comfortable with all but excel. I would feel more comfortable presenting prepared materials after a train the trainer session on the materials.
1	First the assumption is that every state has a specialist / county agent model and that is not the case in the state I work in. We operate on a regional agent model with one horticulture specialist for all horticulture for the entire state. Because I have so little potential support for greenhouse questions, I don't regularly work with GH growers. The GH in my region are small operations but probably would benefit from a western region project. My suggestion is that western region Extension Horticulture specialists and participating non Extension horticulture faculty with expertise in GH collaborate with those Extension agents who have limited access to faculty with GH expertise. It would provide a needed service to industry and create a solid multi-state/integrated project. Finally it would be good to consider eventually including hoop houses in this project. HH are very different than GH but many clients will adapt to HH readily which then may lead them to GH production.
1	Question 21. Would take some classes if I have time, but maybe would not be able to take all. would take as available.

URL Variable: crc

Count	Response
-------	----------

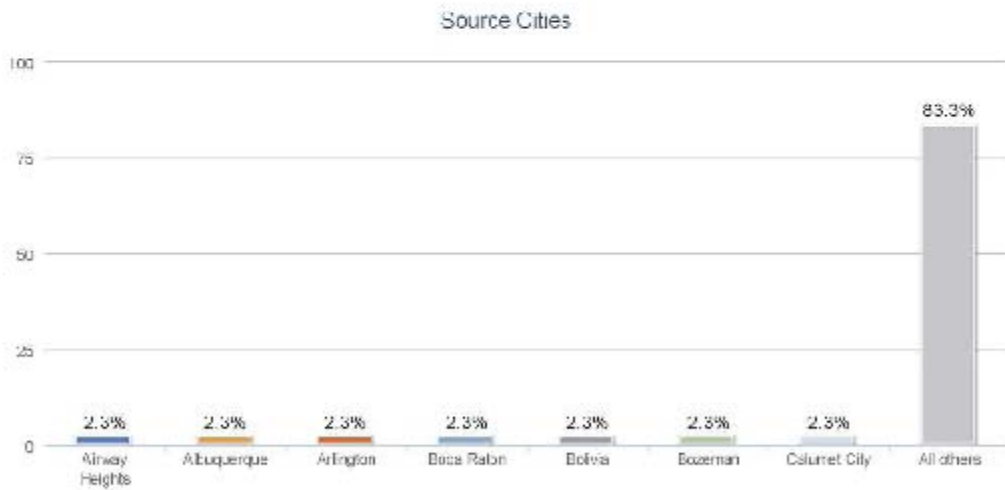
URL Variable: id

Count	Response
-------	----------



Source Countries

Value	Count	Percent %	Statistics
United States	46	100%	Total Responses 46



Source Cities

Value	Count	Percent %	Statistics
Airway Heights	1	2.3%	Total Responses 43
Albuquerque	1	2.3%	
Arlington	1	2.3%	