

```

FREQUENCIES VARIABLES=Q1 Q2 Q3 Q4 Q5 Q6 Q7 Q8 Q9 Q10 Q12 Q13 Q14 Q15 Q16 Q17 Q18 Q19 Q20 Q21 Q2
/STATISTICS=STDDEV MINIMUM MAXIMUM MEAN
/BARCHART PERCENT
/ORDER=ANALYSIS.

```

Frequencies

Notes

Output Created		15-MAR-2013 13:21:18
Comments		
Input	Data	H:\Goat Farmers survey 2013 updated.sav
	Active Dataset	DataSet1
	Filter	<none>
	Weight	<none>
	Split File	<none>
	N of Rows in Working Data File	130
Missing Value Handling	Definition of Missing	User-defined missing values are treated as missing.
	Cases Used	Statistics are based on all cases with valid data.
Syntax		<pre> FREQUENCIES VARIABLES=Q1 Q2 Q3 Q4 Q5 Q6 Q7 Q8 Q9 Q10 Q12 Q13 Q14 Q15 Q16 Q17 Q18 Q19 Q20 Q21 Q22 Q23 Q24 Q25 Q26 Q27 Q28 Q29 /STATISTICS=STDDEV MINIMUM MAXIMUM MEAN /BARCHART PERCENT /ORDER=ANALYSIS. </pre>
Resources	Processor Time	00:00:04.37
	Elapsed Time	00:00:04.37

[DataSet1] H:\Goat Farmers survey 2013 updated.sav

Statistics

		Race/Ethnicity	Gender	Age	Household Income	Annual Sales	Do you live on your farm
N	Valid	125	115	124	8	122	122
	Missing	5	15	6	122	8	8
Mean		4.15	1.22	3.52	1.75	1.02	1.03
Std. Deviation		1.867	.414	.738	.886	.128	.179
Minimum		1	1	1	1	1	1
Maximum		7	2	5	3	2	2

Statistics

		In which county is your farm located	What type of area do you live in	Land Tenure	Number of Acres Farmed	How many goats do you own
N	Valid	126	126	125	126	125
	Missing	4	4	5	4	5
Mean		8.52	1.00	1.02	1.41	1.37
Std. Deviation		6.441	.000	.126	.879	.616
Minimum		1	1	1	1	1
Maximum		22	1	2	5	5

Statistics

		What type of goats do you raise	Do you have a market for your goats	For what purpose do you sell your goats	Where do you most frequently sell your goats	Do you export goats to other countries
N	Valid	125	103	65	36	110
	Missing	5	27	65	94	20
Mean		1.10	1.75	1.26	1.58	1.99
Std. Deviation		.437	.437	.923	1.052	.095
Minimum		1	1	1	1	1
Maximum		5	2	6	7	2

Statistics

		Which Consumer do you primarily sell your goats to	How do you sell your live animals	What weight/class of animal do you usually sell	What sex/class of animal do you usually sell	How many animals do you normally sell per month
N	Valid	43	112	96	84	96
	Missing	87	18	34	46	34
Mean		6.65	2.01	3.45	1.05	1.07
Std. Deviation		3.422	.094	.793	.214	.299
Minimum		1	2	1	1	1
Maximum		11	3	6	2	3

Statistics

		How many animals do you normally sell per year	In which period do you normally sell the most goats	Do you think you get a fair price for your animals	Where do you think the greatest demand for goat meat is in Florida	Would you be interested in joining a farmer direct local community farm system
N	Valid	109	105	108	111	113
	Missing	21	25	22	19	17
Mean		2.33	2.10	1.65	3.84	1.09
Std. Deviation		.681	.597	.480	.394	.285
Minimum		1	1	1	2	1
Maximum		5	4	2	4	2

Statistics

		If you had the opportunity would you consider it as a marketing strategy	What barriers do you perceive as preventing you from selling your meat at the retail level
N	Valid	112	77
	Missing	18	53
Mean		1.56	4.77
Std. Deviation		.582	1.468
Minimum		1	2
Maximum		3	6

Frequency Table

Race/Ethnicity

		Frequency	Percent	Valid Percent	Cumulative Percent
Valid	African American	29	22.3	23.2	23.2
	Black Caribbean	2	1.5	1.6	24.8
	Black Continental Africa	1	.8	.8	25.6
	Black Hispanic	1	.8	.8	26.4
	White European	81	62.3	64.8	91.2
	White Hispanic	3	2.3	2.4	93.6
	Asian	8	6.2	6.4	100.0
	Total	125	96.2	100.0	
Missing	System	5	3.8		
Total		130	100.0		

Gender

		Frequency	Percent	Valid Percent	Cumulative Percent
Valid	Male	90	69.2	78.3	78.3
	Female	25	19.2	21.7	100.0
	Total	115	88.5	100.0	
Missing	System	15	11.5		
Total		130	100.0		

Age

		Frequency	Percent	Valid Percent	Cumulative Percent
Valid	< = 18	4	3.1	3.2	3.2
	19-29	3	2.3	2.4	5.6
	30-49	45	34.6	36.3	41.9
	50-69	69	53.1	55.6	97.6
	> = 70	3	2.3	2.4	100.0
	Total	124	95.4	100.0	
Missing	System	6	4.6		
Total		130	100.0		

Household Income

		Frequency	Percent	Valid Percent	Cumulative Percent
Valid	< = \$5000.00	4	3.1	50.0	50.0
	\$5001.00 - \$20000.00	2	1.5	25.0	75.0
	\$41000.00 - \$60000.00	2	1.5	25.0	100.0
	Total	8	6.2	100.0	
Missing	System	122	93.8		
Total		130	100.0		

Annual Sales

		Frequency	Percent	Valid Percent	Cumulative Percent
Valid	< = \$5000.00	120	92.3	98.4	98.4
	\$5000.00 - \$15000.00	2	1.5	1.6	100.0
	Total	122	93.8	100.0	
Missing	System	8	6.2		
Total		130	100.0		

Do you live on your farm

		Frequency	Percent	Valid Percent	Cumulative Percent
Valid	Yes	118	90.8	96.7	96.7
	No	4	3.1	3.3	100.0
	Total	122	93.8	100.0	
Missing	System	8	6.2		
Total		130	100.0		

In which county is your farm located

		Frequency	Percent	Valid Percent	Cumulative Percent
Valid	Alachua	12	9.2	9.5	9.5
	Baker	7	5.4	5.6	15.1
	Clay	8	6.2	6.3	21.4
	Duval	3	2.3	2.4	23.8
	Colombia	34	26.2	27.0	50.8
	Madison	4	3.1	3.2	54.0
	Levy	6	4.6	4.8	58.7
	Hamilton	11	8.5	8.7	67.5
	Lafayette	3	2.3	2.4	69.8
	Jackson	3	2.3	2.4	72.2
	St. John	1	.8	.8	73.0
	Marion	3	2.3	2.4	75.4
	St. Lucie	1	.8	.8	76.2
	Orange	1	.8	.8	77.0
	Putman	7	5.4	5.6	82.5
	Jefferson	1	.8	.8	83.3
	Suwannee	10	7.7	7.9	91.3
	Taylor	1	.8	.8	92.1
	Union	9	6.9	7.1	99.2
	Hillsborough	1	.8	.8	100.0
	Total	126	96.9	100.0	
Missing	System	4	3.1		
Total		130	100.0		

What type of area do you live in

		Frequency	Percent	Valid Percent	Cumulative Percent
Valid	Rural	126	96.9	100.0	100.0
Missing	System	4	3.1		
Total		130	100.0		

Land Tenure

		Frequency	Percent	Valid Percent	Cumulative Percent
Valid	Own	123	94.6	98.4	98.4
	Lease	2	1.5	1.6	100.0
	Total	125	96.2	100.0	
Missing	System	5	3.8		
Total		130	100.0		

Number of Acres Farmed

		Frequency	Percent	Valid Percent	Cumulative Percent
Valid	< 25	95	73.1	75.4	75.4
	25 - 50	19	14.6	15.1	90.5
	51 - 100	6	4.6	4.8	95.2
	101 - 150	3	2.3	2.4	97.6
	> 150	3	2.3	2.4	100.0
	Total	126	96.9	100.0	
Missing	System	4	3.1		
Total		130	100.0		

How many goats do you own

		Frequency	Percent	Valid Percent	Cumulative Percent
Valid	< 25	85	65.4	68.0	68.0
	25 - 50	36	27.7	28.8	96.8
	51 - 100	3	2.3	2.4	99.2
	151 - 250	1	.8	.8	100.0
	Total	125	96.2	100.0	
Missing	System	5	3.8		
Total		130	100.0		

What type of goats do you raise

		Frequency	Percent	Valid Percent	Cumulative Percent
Valid	Meat	115	88.5	92.0	92.0
	Dairy	9	6.9	7.2	99.2
	Meat and Dairy	1	.8	.8	100.0
	Total	125	96.2	100.0	
Missing	System	5	3.8		
Total		130	100.0		

Do you have a market for your goats

		Frequency	Percent	Valid Percent	Cumulative Percent
Valid	Yes	26	20.0	25.2	25.2
	No	77	59.2	74.8	100.0
	Total	103	79.2	100.0	
Missing	System	27	20.8		
Total		130	100.0		

For what purpose do you sell your goats

		Frequency	Percent	Valid Percent	Cumulative Percent
Valid	Meat	57	43.8	87.7	87.7
	Breeding stock	5	3.8	7.7	95.4
	Pets	1	.8	1.5	96.9
	Other	2	1.5	3.1	100.0
	Total	65	50.0	100.0	
Missing	System	65	50.0		
Total		130	100.0		

Where do you most frequently sell your goats

		Frequency	Percent	Valid Percent	Cumulative Percent
Valid	The Farm Gate	20	15.4	55.6	55.6
	Livestock Auctions	15	11.5	41.7	97.2
	Other	1	.8	2.8	100.0
	Total	36	27.7	100.0	
Missing	System	94	72.3		
Total		130	100.0		

Do you export goats to other countries

		Frequency	Percent	Valid Percent	Cumulative Percent
Valid	Yes	1	.8	.9	.9
	No	109	83.8	99.1	100.0
	Total	110	84.6	100.0	
Missing	System	20	15.4		
Total		130	100.0		

Which Consumer do you primarily sell your goats to

		Frequency	Percent	Valid Percent	Cumulative Percent
Valid	African American	1	.8	2.3	2.3
	Black Caribbean	5	3.8	11.6	14.0
	Black Hispanic	4	3.1	9.3	23.3
	White European	14	10.8	32.6	55.8
	White Hispanic	4	3.1	9.3	65.1
	Don't Know	15	11.5	34.9	100.0
	Total	43	33.1	100.0	
Missing	System	87	66.9		
Total		130	100.0		

How do you sell your live animals

		Frequency	Percent	Valid Percent	Cumulative Percent
Valid	By the head	111	85.4	99.1	99.1
	Other	1	.8	.9	100.0
	Total	112	86.2	100.0	
Missing	System	18	13.8		
Total		130	100.0		

What weight/class of animal do you usually sell

		Frequency	Percent	Valid Percent	Cumulative Percent
Valid	< 25 pounds	2	1.5	2.1	2.1
	25 - 40 pounds	1	.8	1.0	3.1
	41 - 60 pounds	55	42.3	57.3	60.4
	61 - 100 pounds	29	22.3	30.2	90.6
	101 - 150 pounds	8	6.2	8.3	99.0
	> 150 pounds	1	.8	1.0	100.0
	Total	96	73.8	100.0	
Missing	System	34	26.2		
Total		130	100.0		

What sex/class of animal do you usually sell

		Frequency	Percent	Valid Percent	Cumulative Percent
Valid	Male	80	61.5	95.2	95.2
	Female	4	3.1	4.8	100.0
	Total	84	64.6	100.0	
Missing	System	46	35.4		
Total		130	100.0		

How many animals do you normally sell per month

		Frequency	Percent	Valid Percent	Cumulative Percent
Valid	None	90	69.2	93.8	93.8
	< 25	5	3.8	5.2	99.0
	25 - 50	1	.8	1.0	100.0
	Total	96	73.8	100.0	
Missing	System	34	26.2		
Total		130	100.0		

How many animals do you normally sell per year

		Frequency	Percent	Valid Percent	Cumulative Percent
Valid	None	2	1.5	1.8	1.8
	< 25	79	60.8	72.5	74.3
	25 - 50	19	14.6	17.4	91.7
	51 - 100	8	6.2	7.3	99.1
	101 -150	1	.8	.9	100.0
	Total	109	83.8	100.0	
Missing	System	21	16.2		
Total		130	100.0		

In which period do you normally sell the most goats

		Frequency	Percent	Valid Percent	Cumulative Percent
Valid	January - March	13	10.0	12.4	12.4
	April - June	70	53.8	66.7	79.0
	July - September	21	16.2	20.0	99.0
	October - December	1	.8	1.0	100.0
	Total	105	80.8	100.0	
Missing	System	25	19.2		
Total		130	100.0		

Do you think you get a fair price for your animals

		Frequency	Percent	Valid Percent	Cumulative Percent
Valid	Yes	38	29.2	35.2	35.2
	No	70	53.8	64.8	100.0
	Total	108	83.1	100.0	
Missing	System	22	16.9		
Total		130	100.0		

Where do you think the greatest demand for goat meat is in Florida

		Frequency	Percent	Valid Percent	Cumulative Percent
Valid	Eastern Panhandle	1	.8	.9	.9
	Central Florida	16	12.3	14.4	15.3
	South Florida	94	72.3	84.7	100.0
	Total	111	85.4	100.0	
Missing	System	19	14.6		
Total		130	100.0		

Would you be interested in joining a farmer direct local community farm system

		Frequency	Percent	Valid Percent	Cumulative Percent
Valid	Yes	103	79.2	91.2	91.2
	No	10	7.7	8.8	100.0
	Total	113	86.9	100.0	
Missing	System	17	13.1		
Total		130	100.0		

If you had the opportunity would you consider it as a marketing strategy

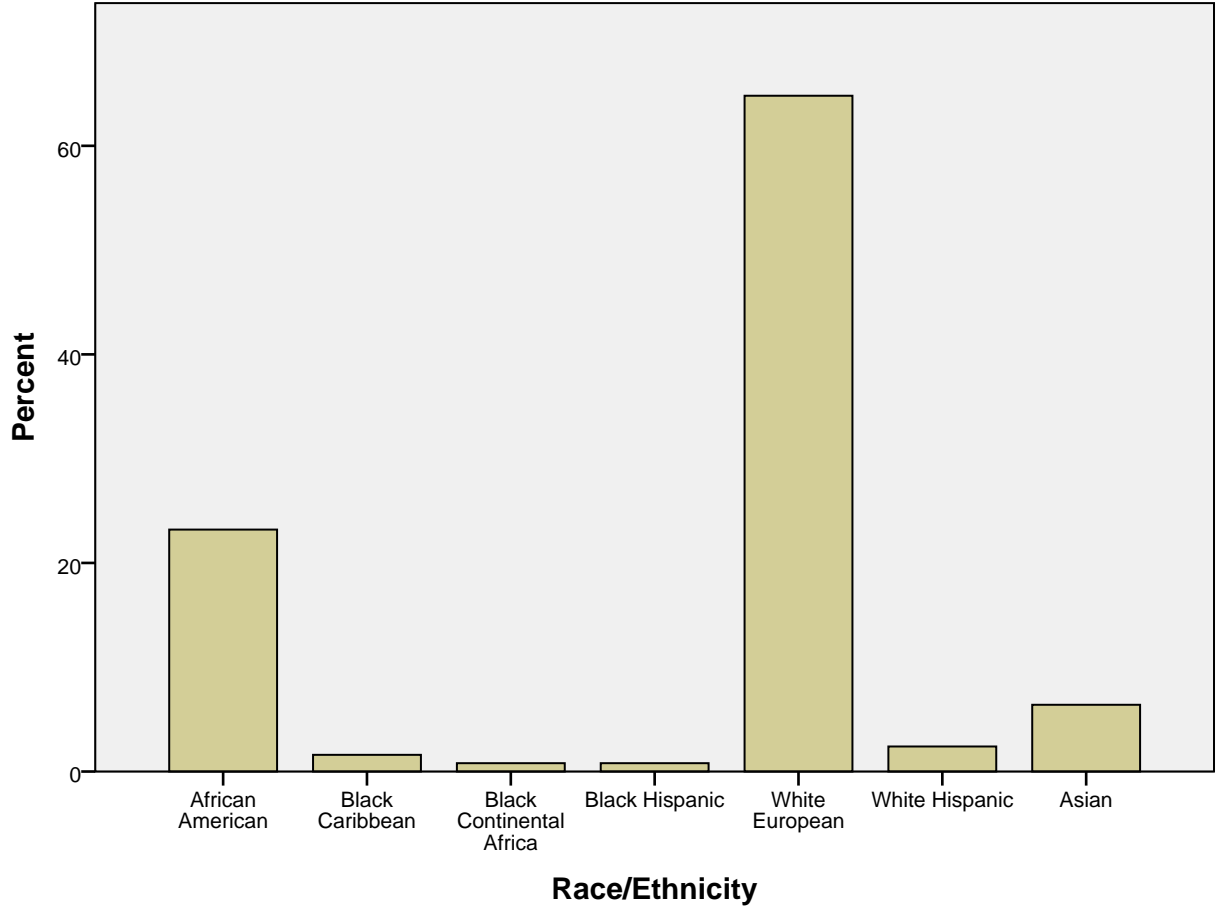
		Frequency	Percent	Valid Percent	Cumulative Percent
Valid	Yes	54	41.5	48.2	48.2
	No	53	40.8	47.3	95.5
	Not sure	5	3.8	4.5	100.0
	Total	112	86.2	100.0	
Missing	System	18	13.8		
Total		130	100.0		

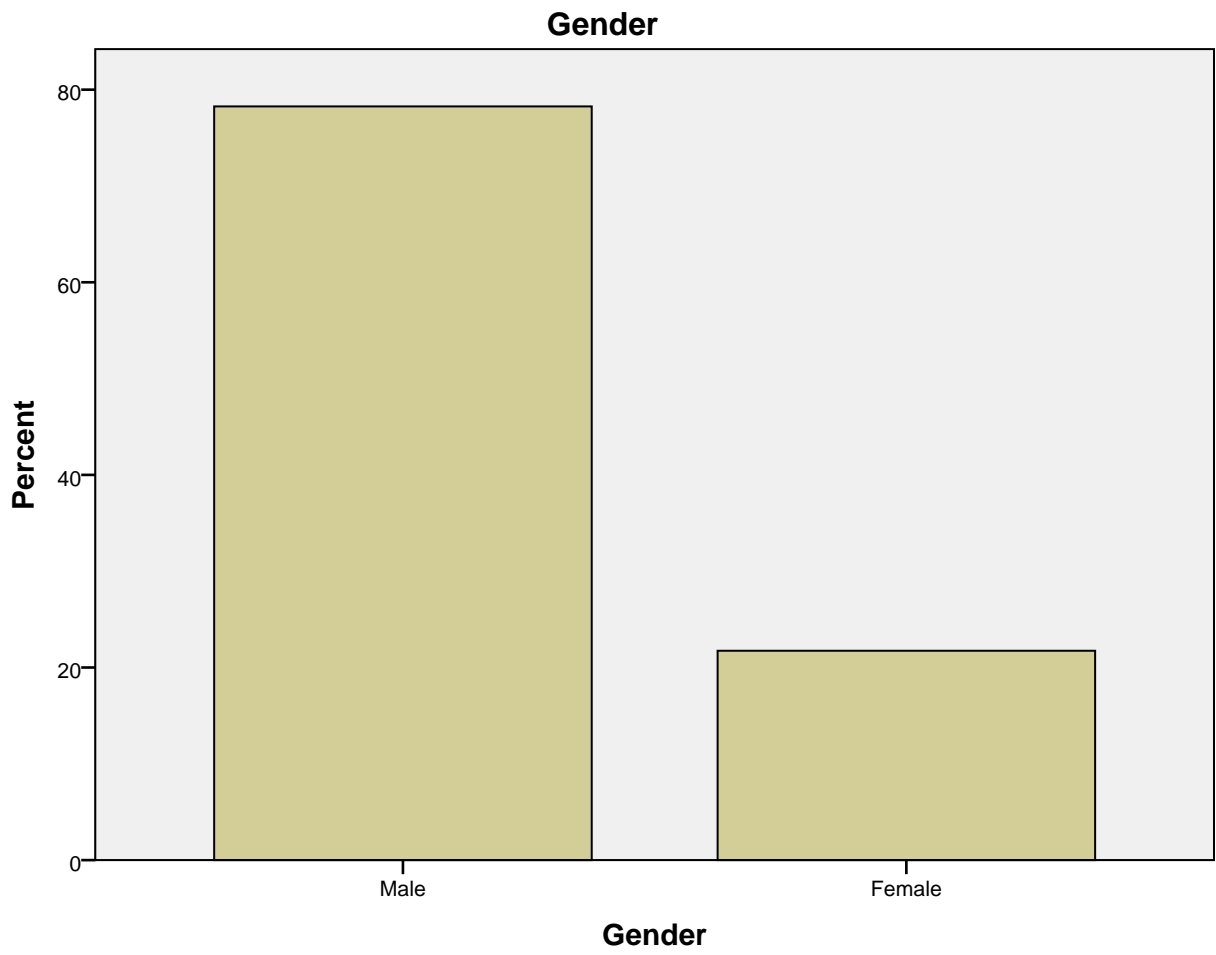
What barriers do you perceive as preventing you from selling your meat at the retail level

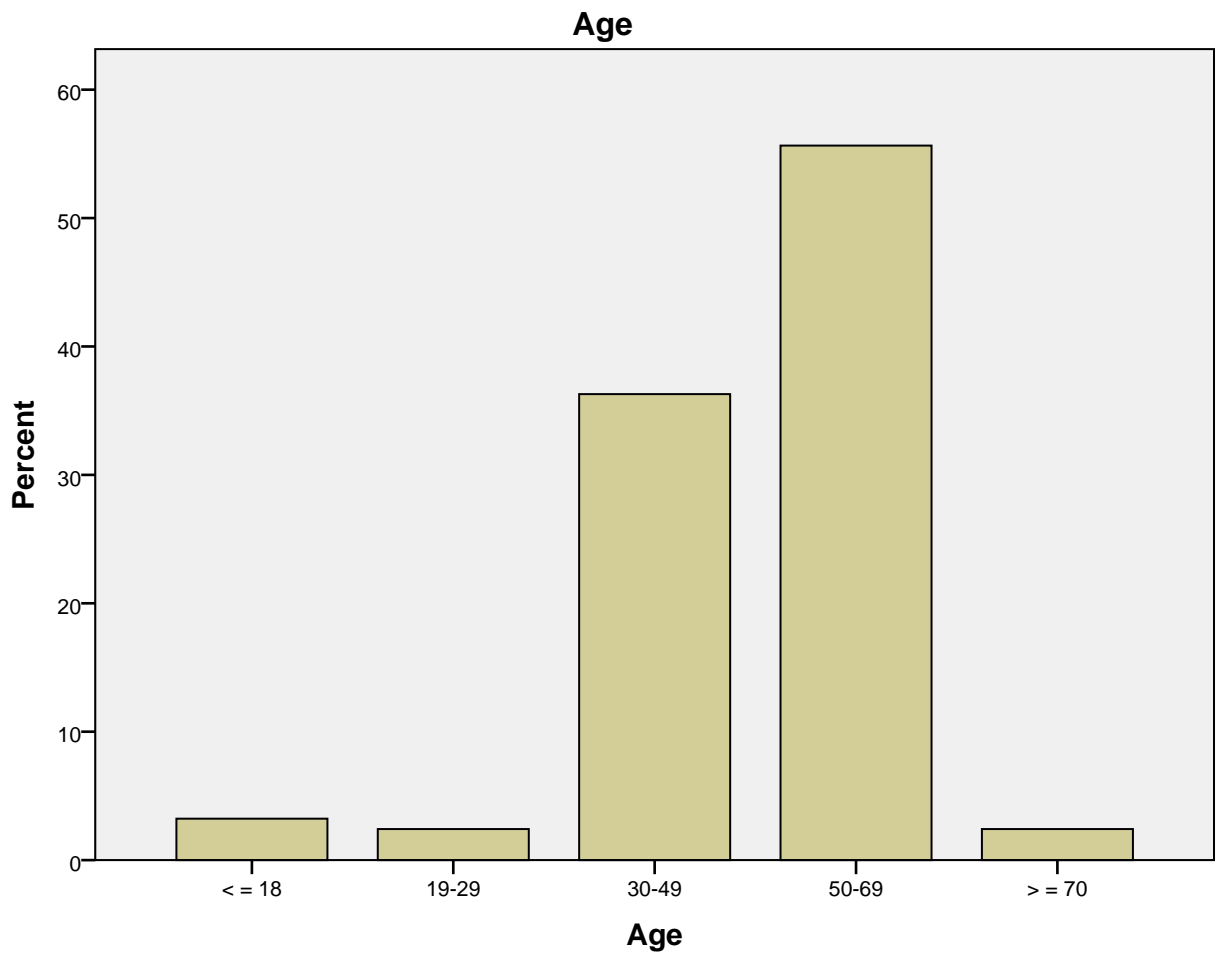
		Frequency	Percent	Valid Percent	Cumulative Percent
Valid	Cost of permits	2	1.5	2.6	2.6
	Poor understanding of regulations	27	20.8	35.1	37.7
	Time/Travel constraints	6	4.6	7.8	45.5
	Not interested	42	32.3	54.5	100.0
	Total	77	59.2	100.0	
Missing	System	53	40.8		
Total		130	100.0		

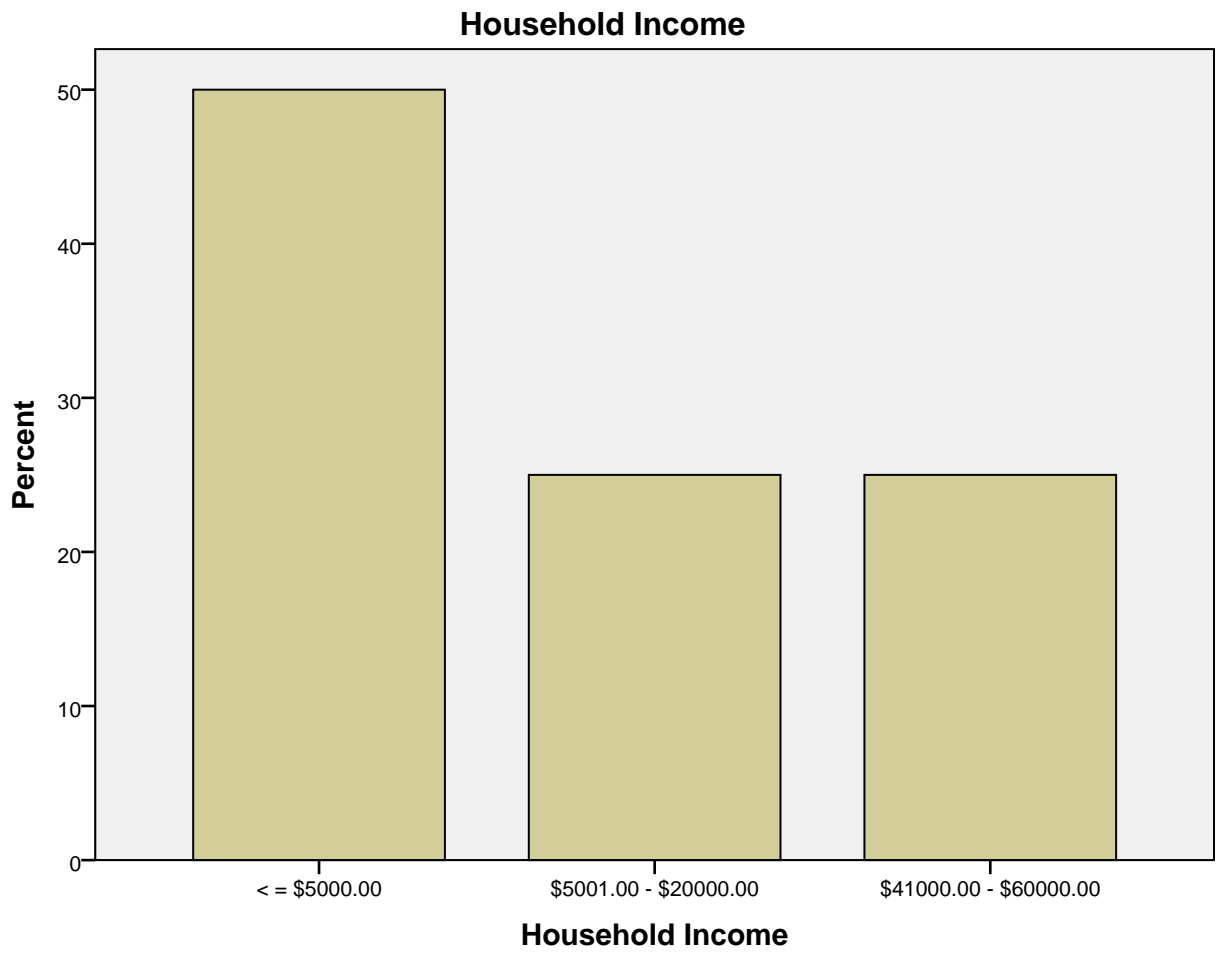
Bar Chart

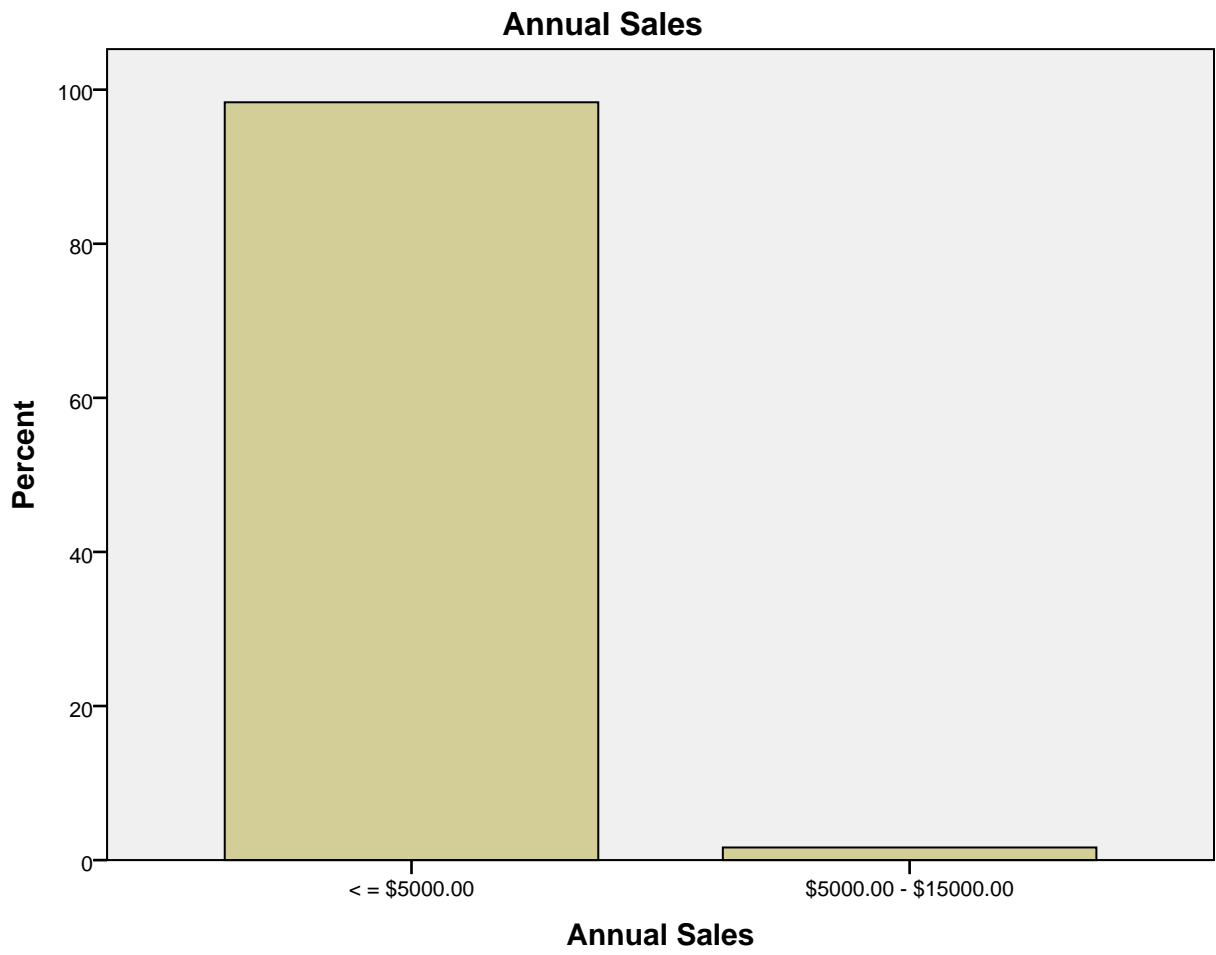
Race/Ethnicity

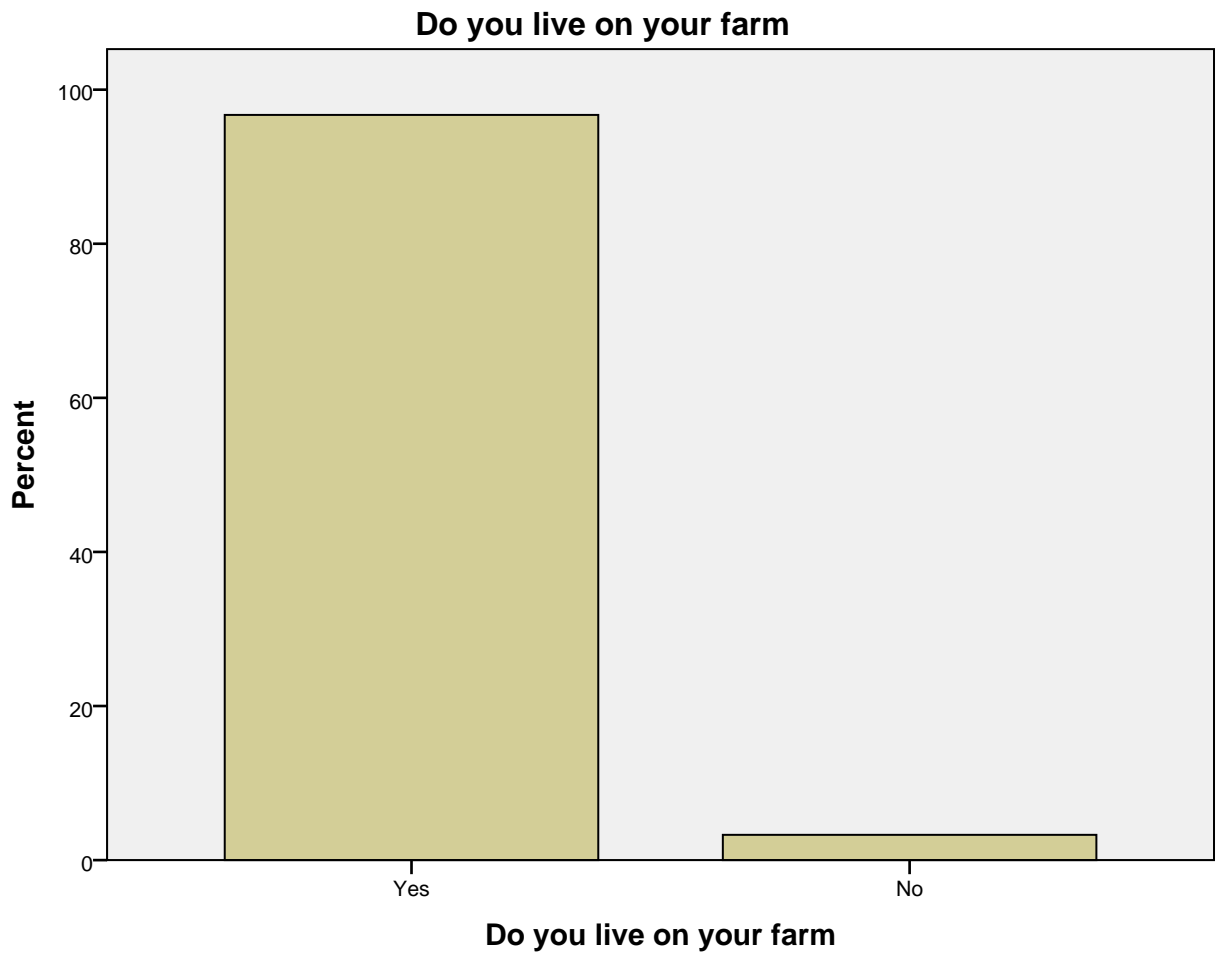




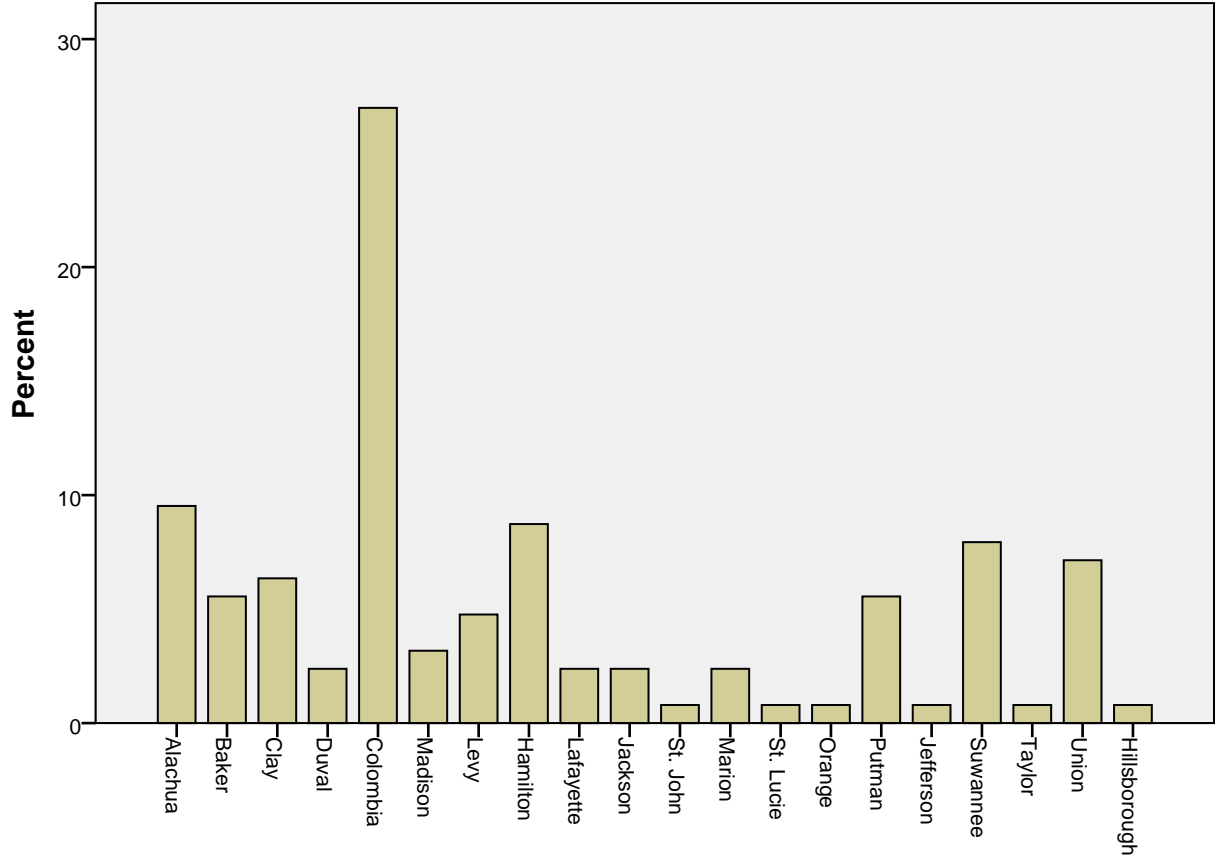









In which county is your farm located

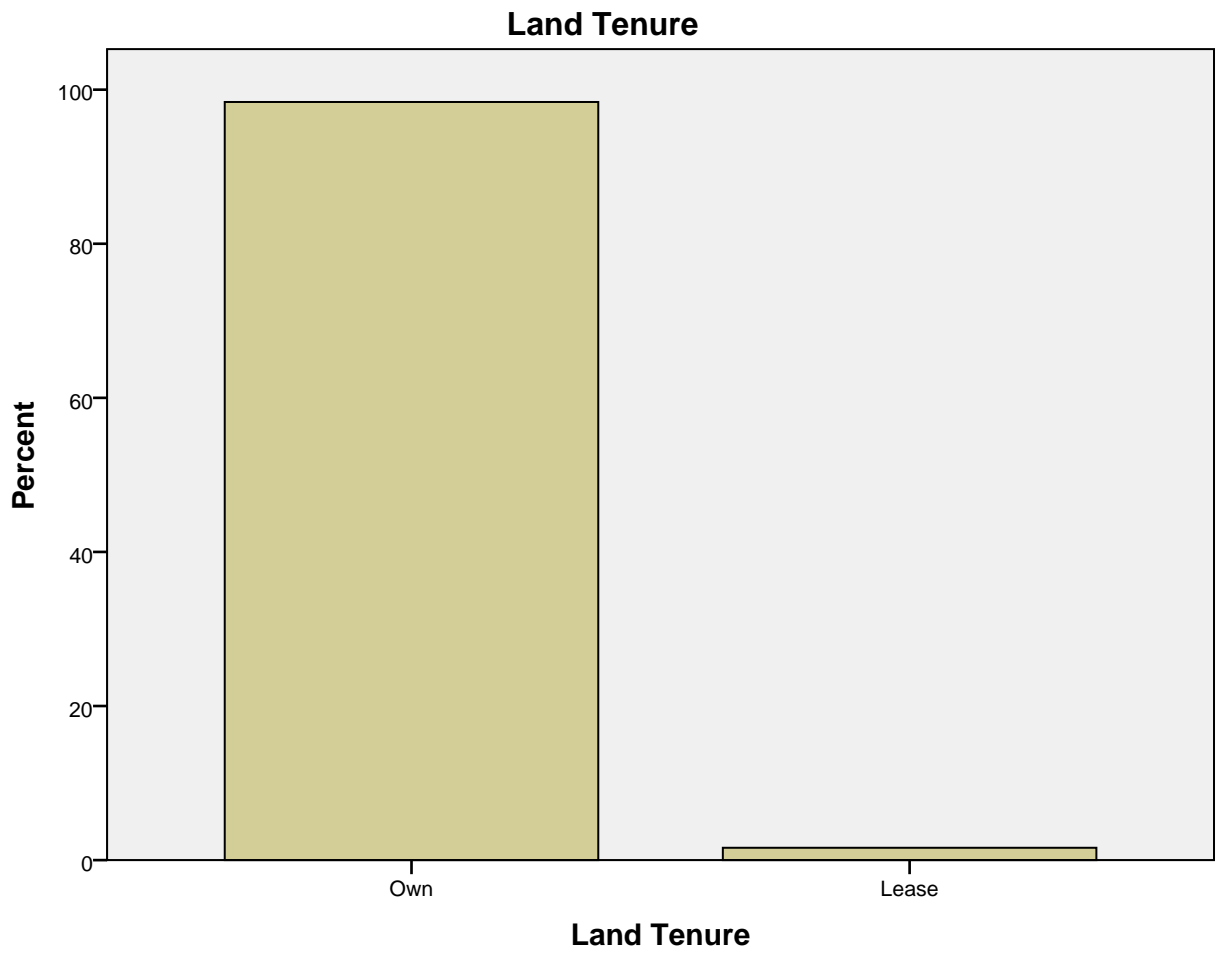


In which county is your farm located

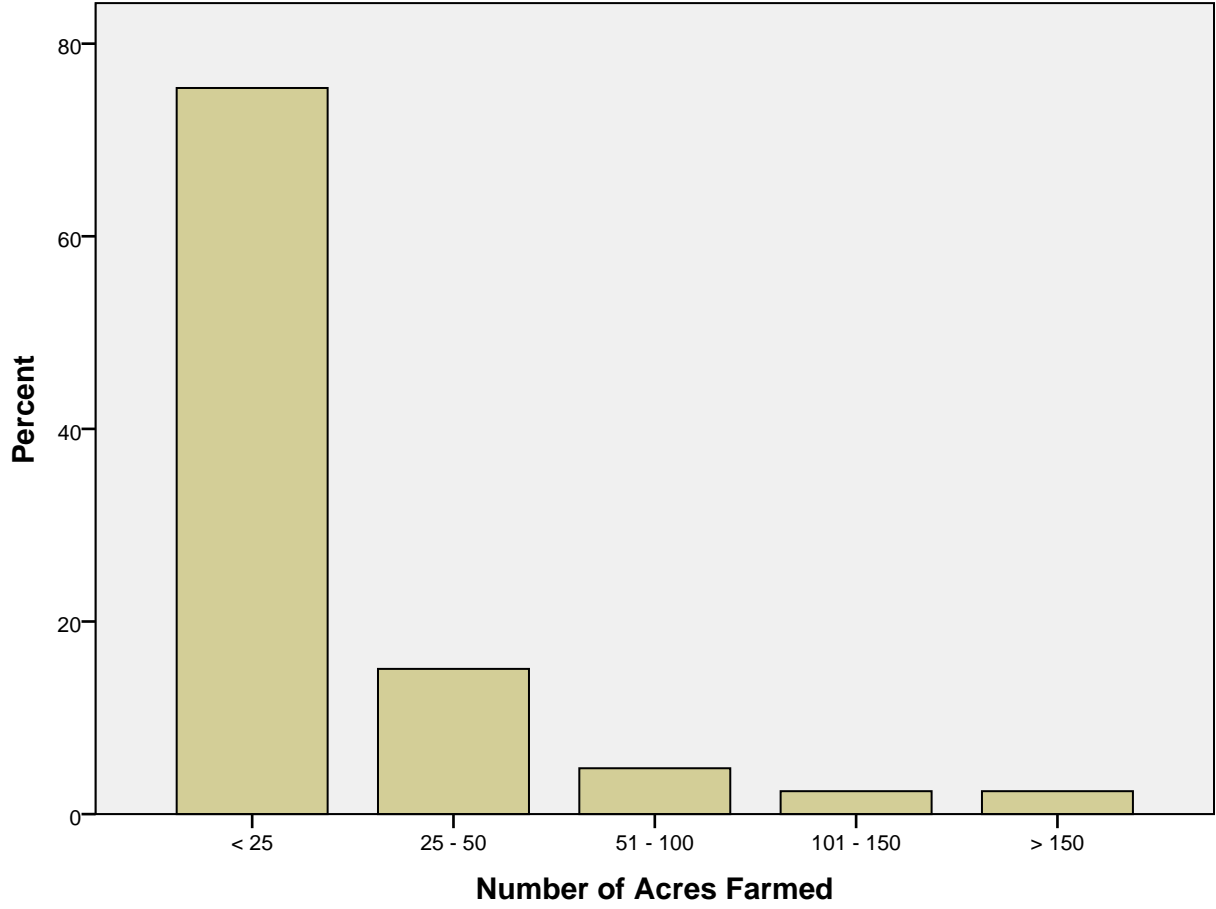
What type of area do you live in



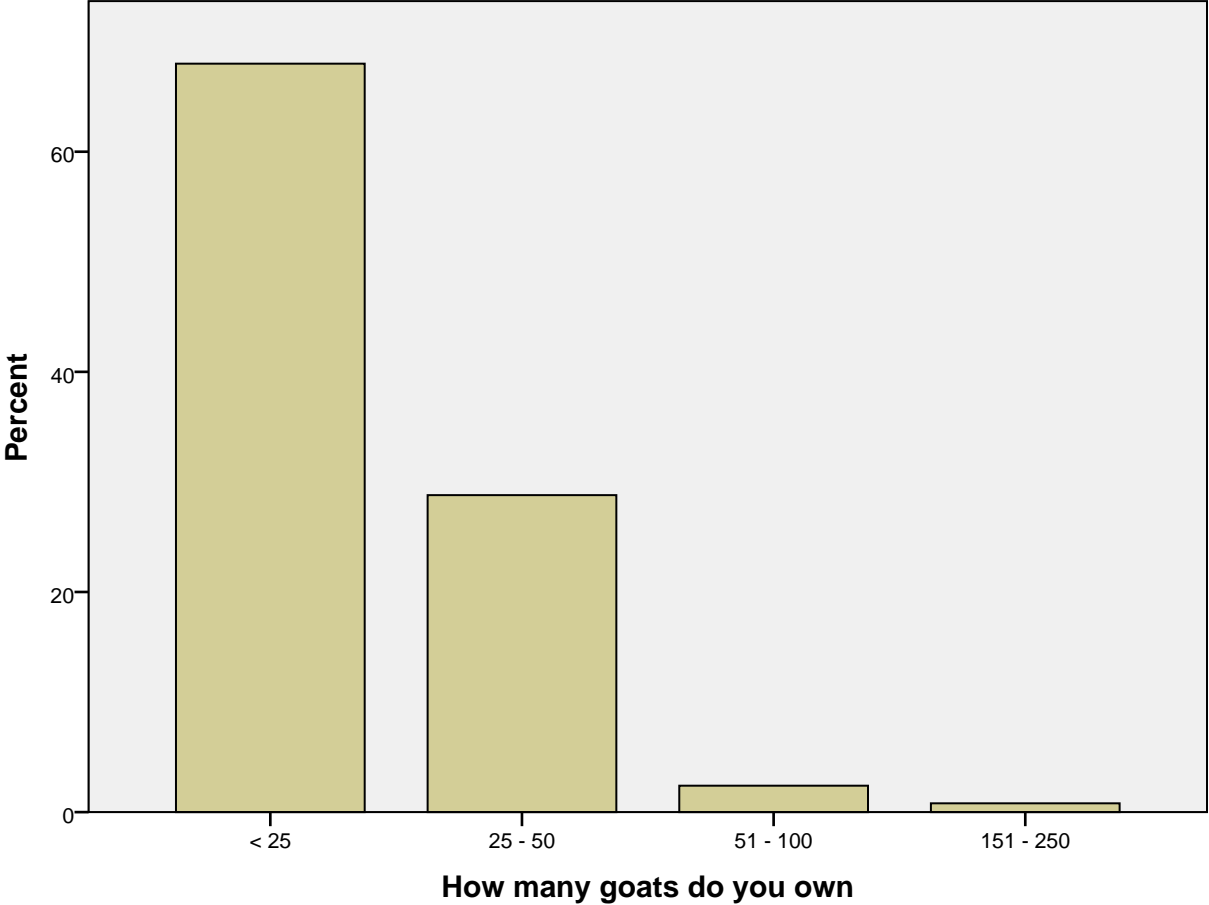
What type of area do you live in



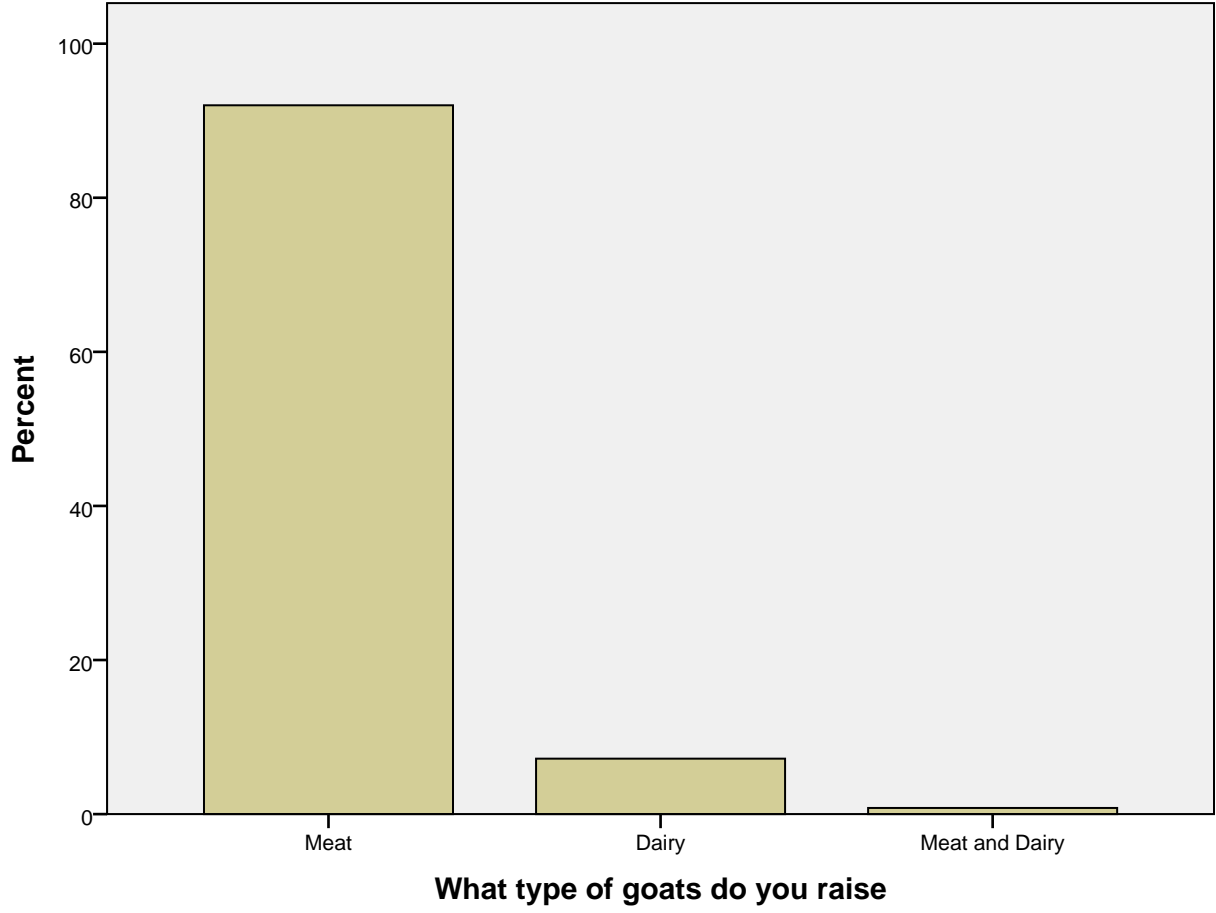
Number of Acres Farmed



How many goats do you own

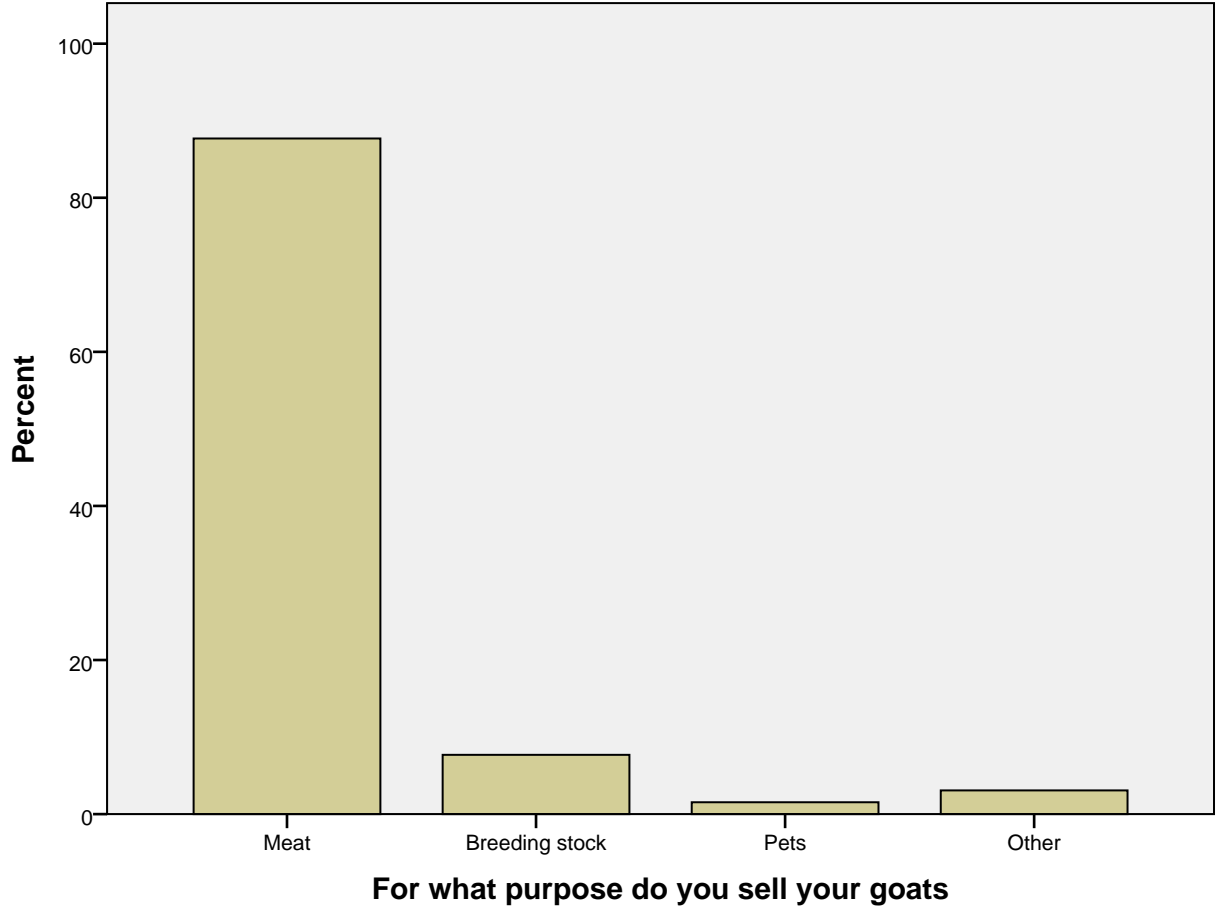


What type of goats do you raise

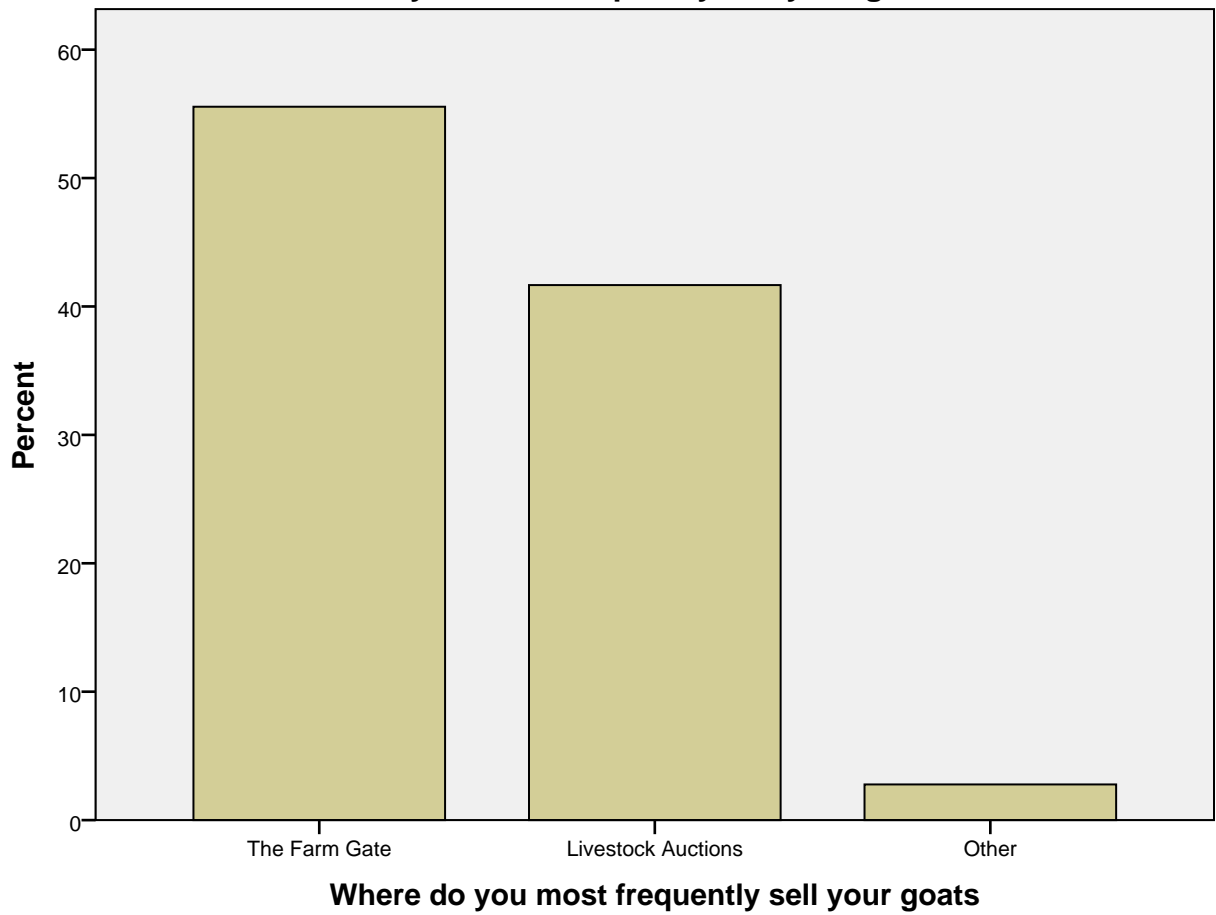




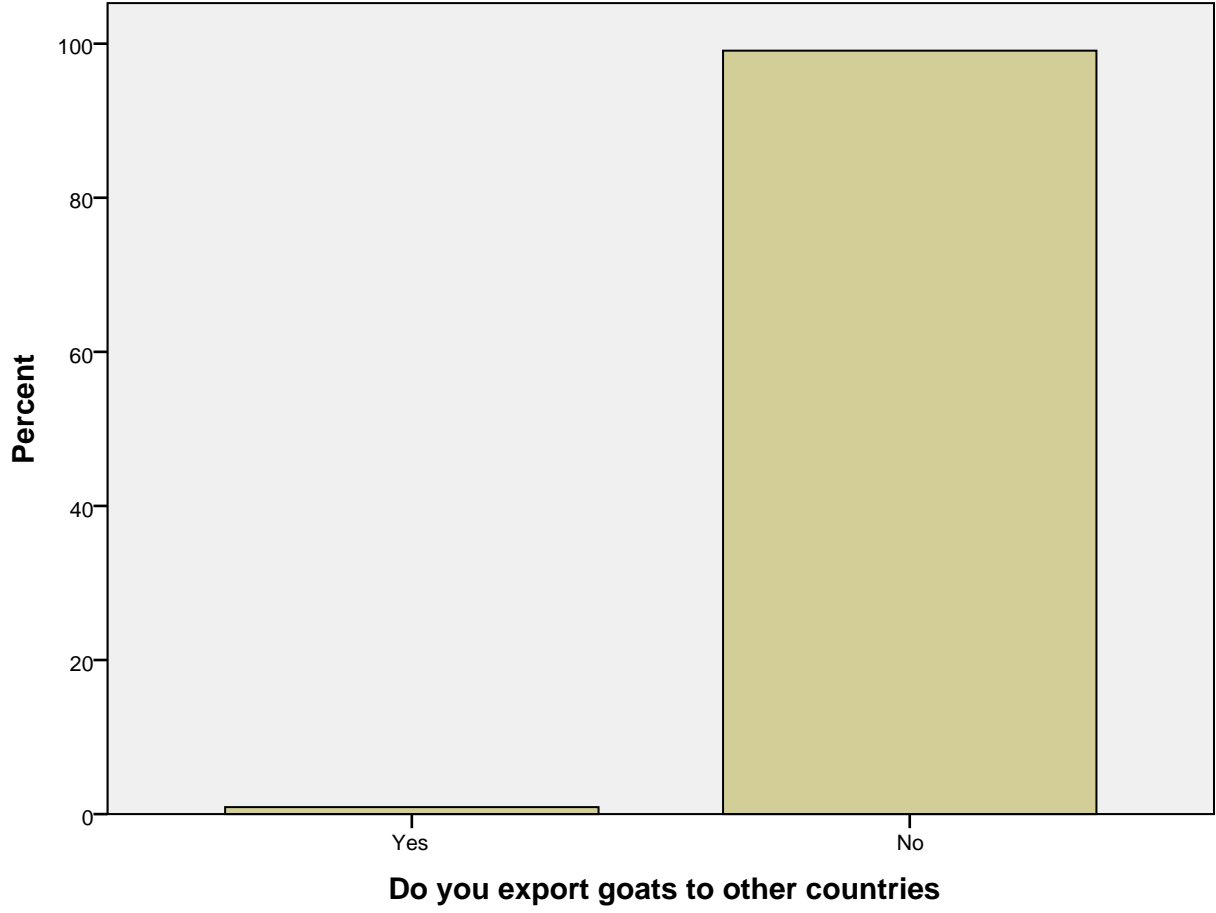
For what purpose do you sell your goats



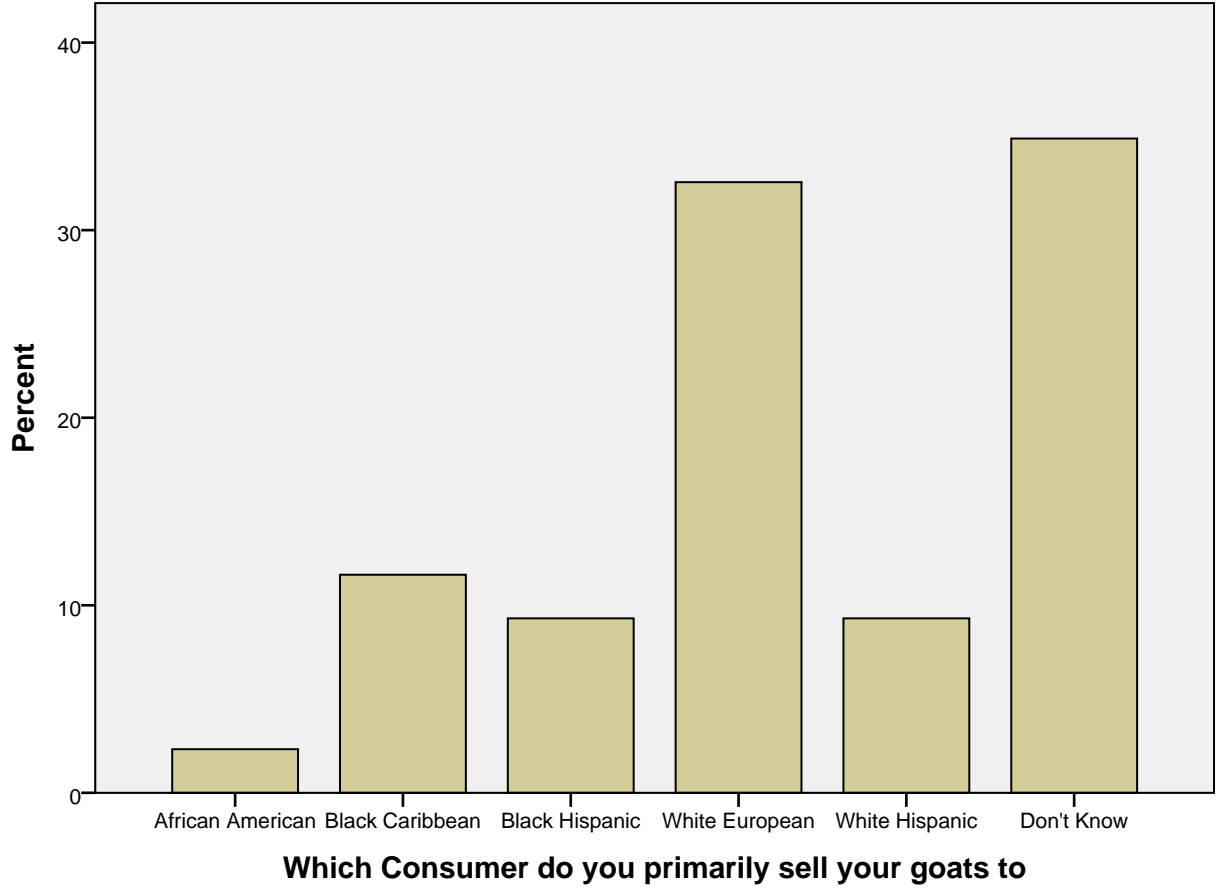
Where do you most frequently sell your goats



Do you export goats to other countries



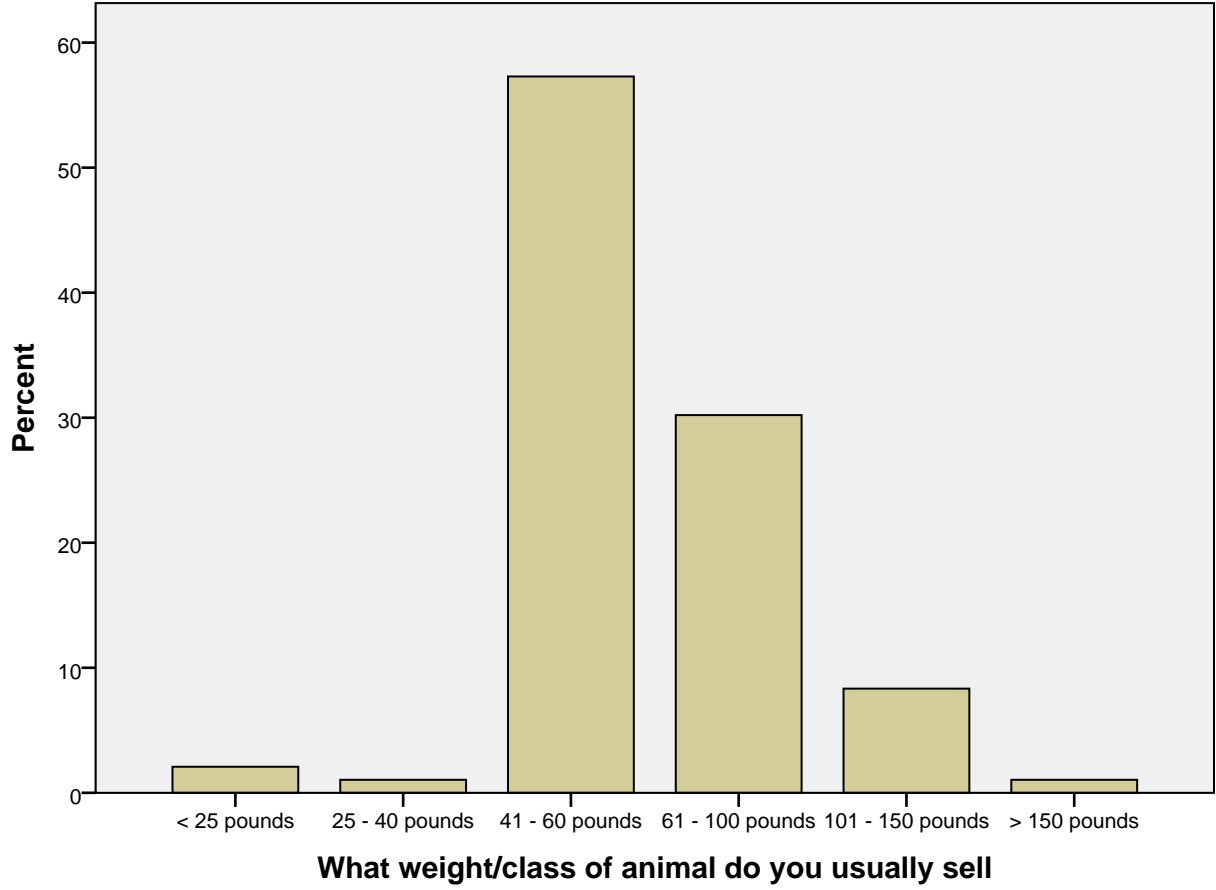
Which Consumer do you primarily sell your goats to



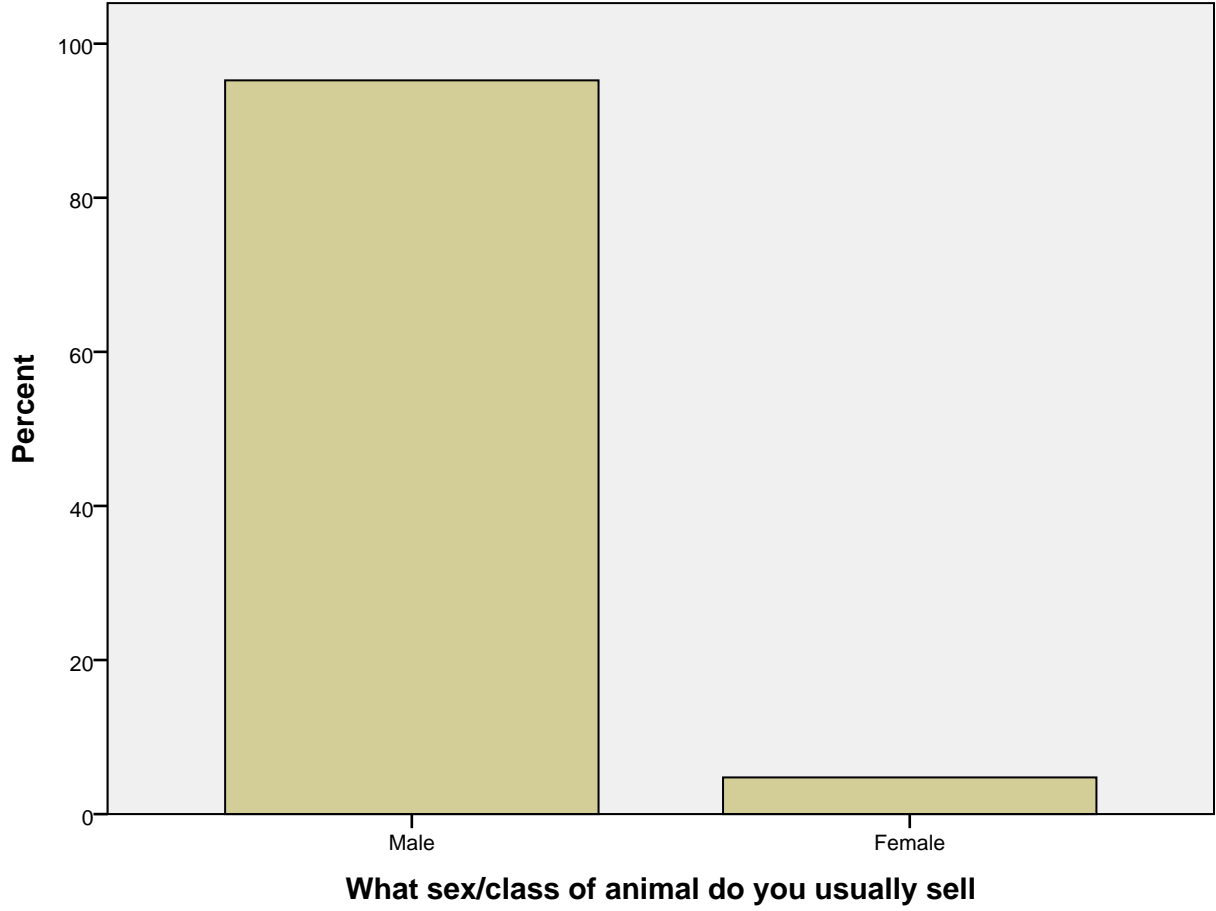
How do you sell your live animals



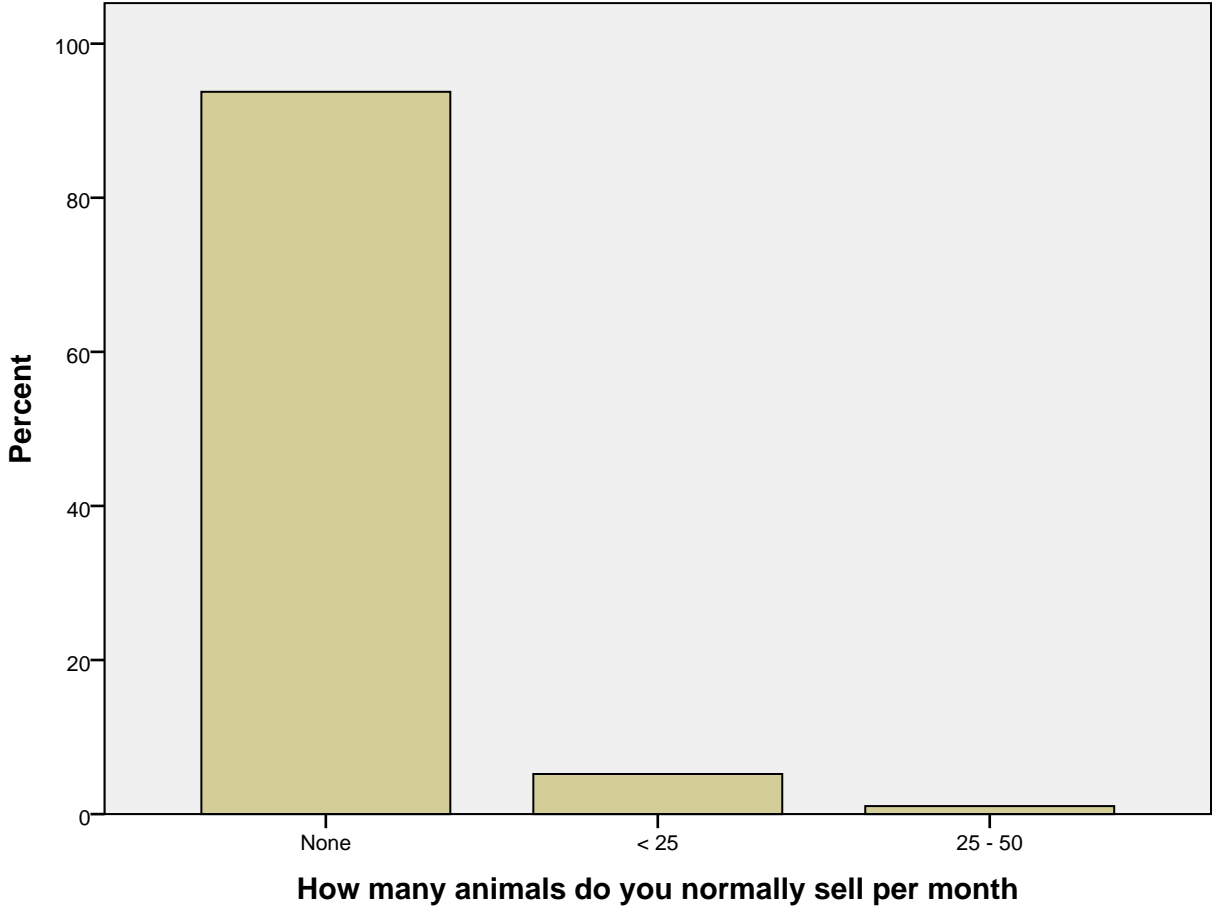
What weight/class of animal do you usually sell



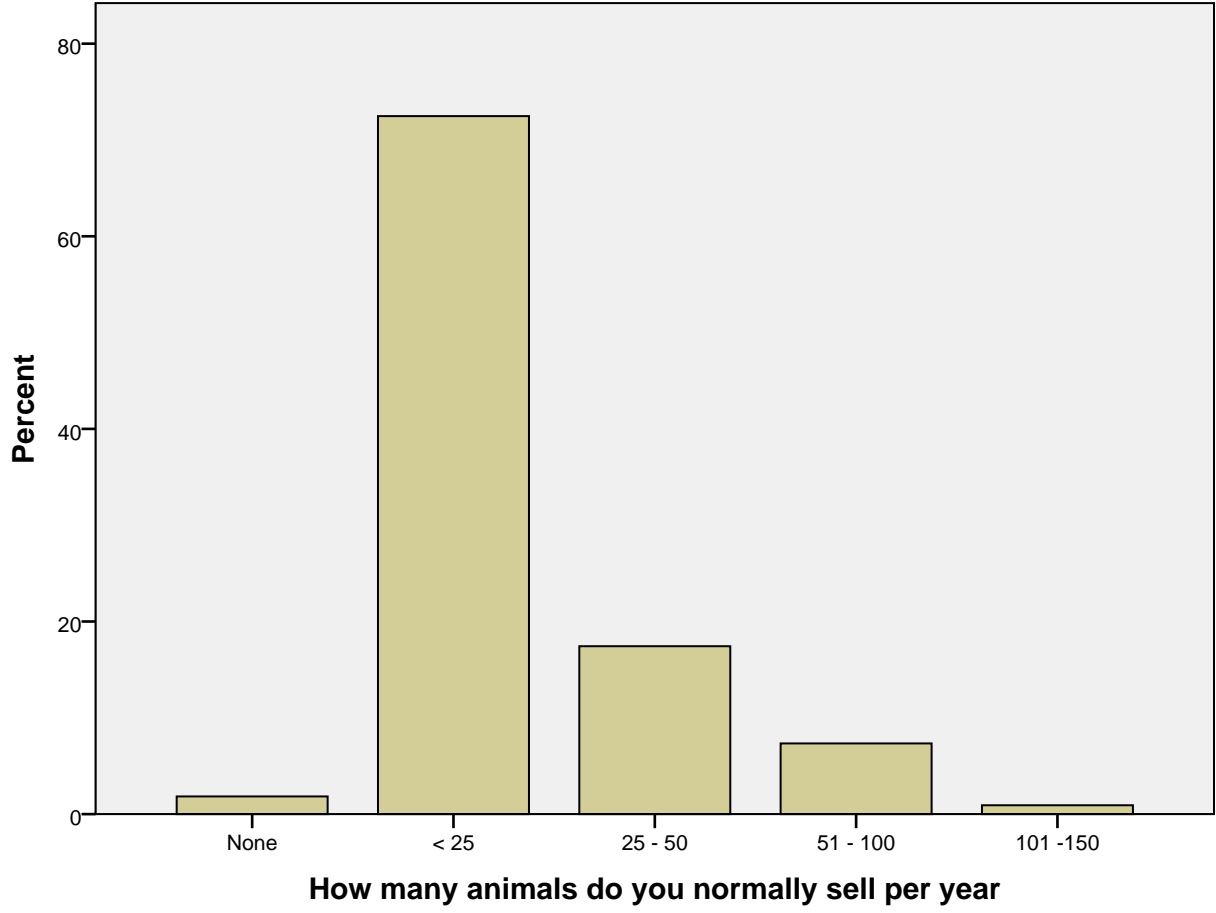
What sex/class of animal do you usually sell



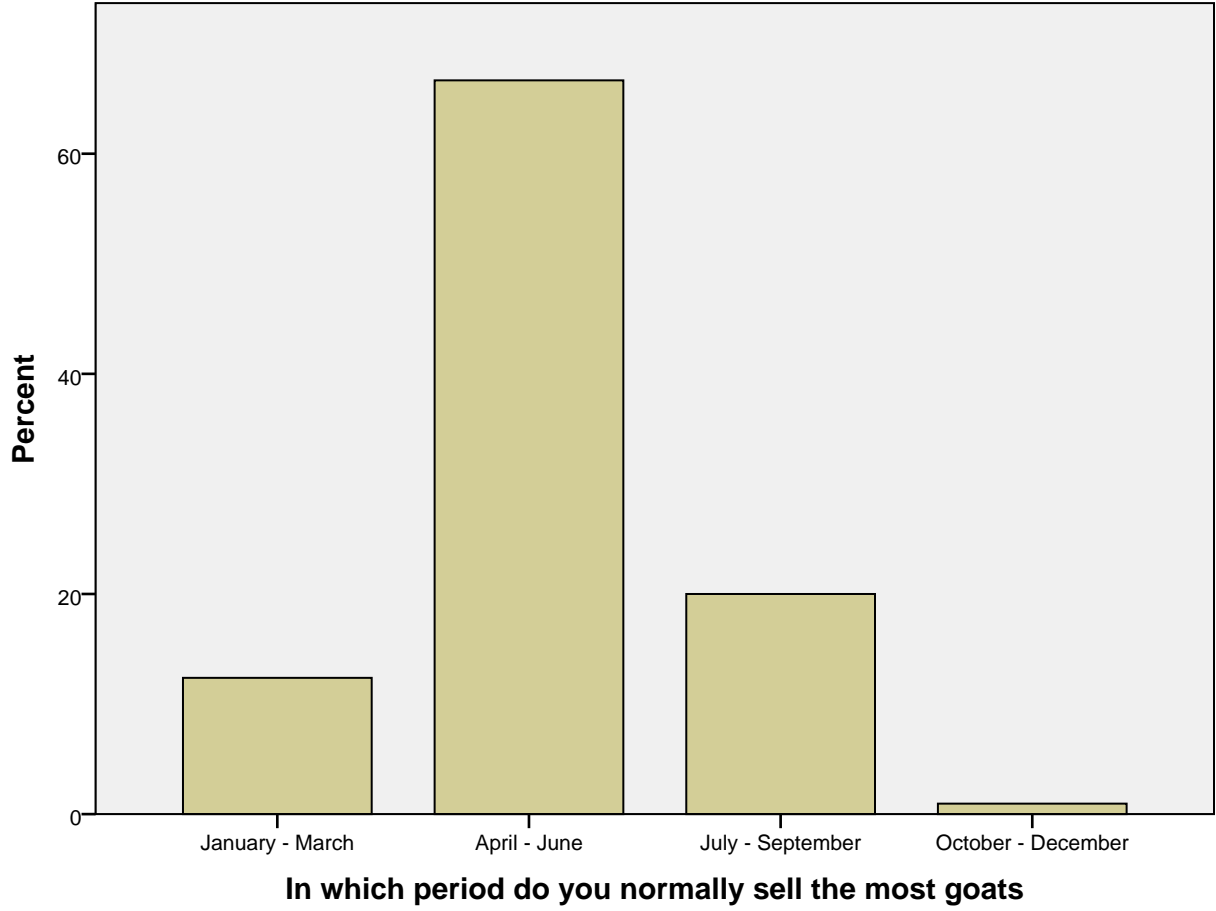
How many animals do you normally sell per month



How many animals do you normally sell per year



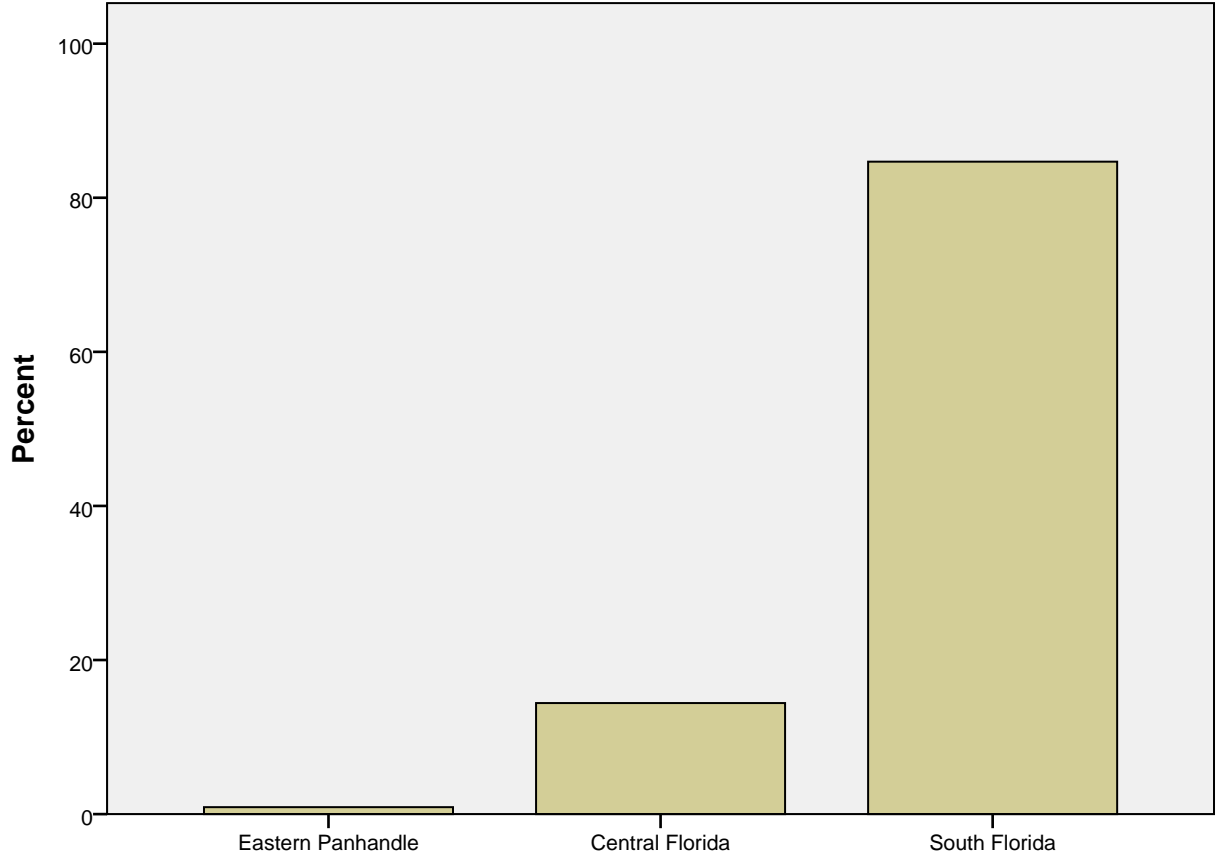
In which period do you normally sell the most goats



Do you think you get a fair price for your animals

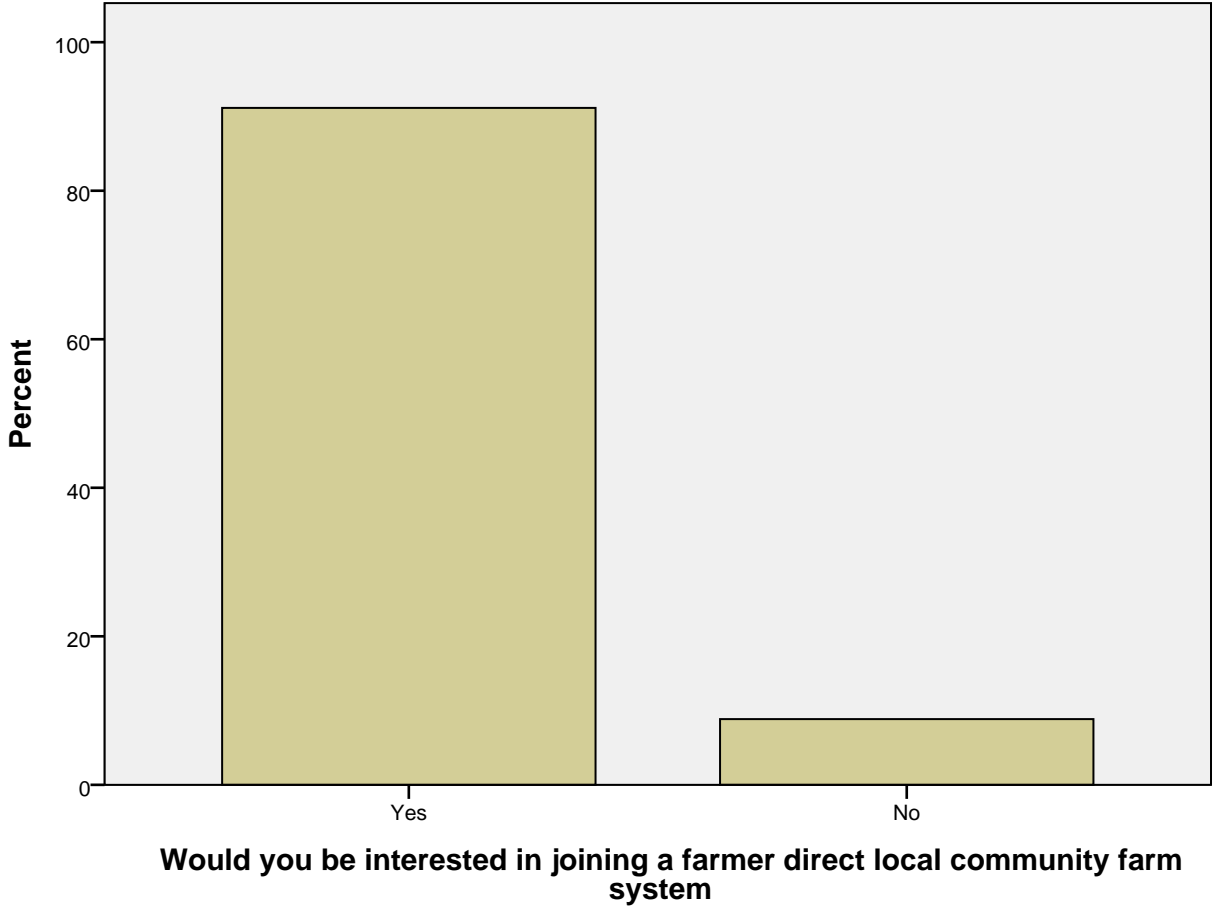


Where do you think the greatest demand for goat meat is in Florida

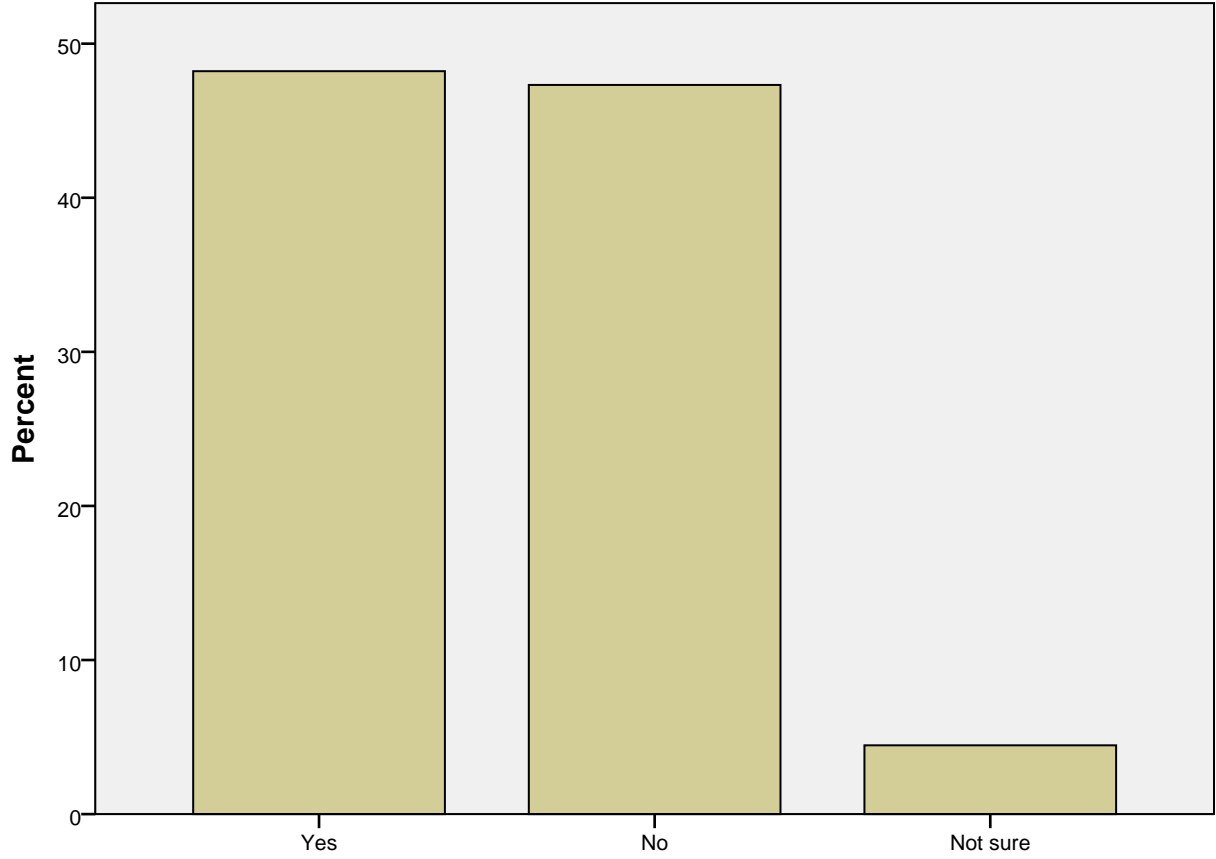


Where do you think the greatest demand for goat meat is in Florida

Would you be interested in joining a farmer direct local community farm system

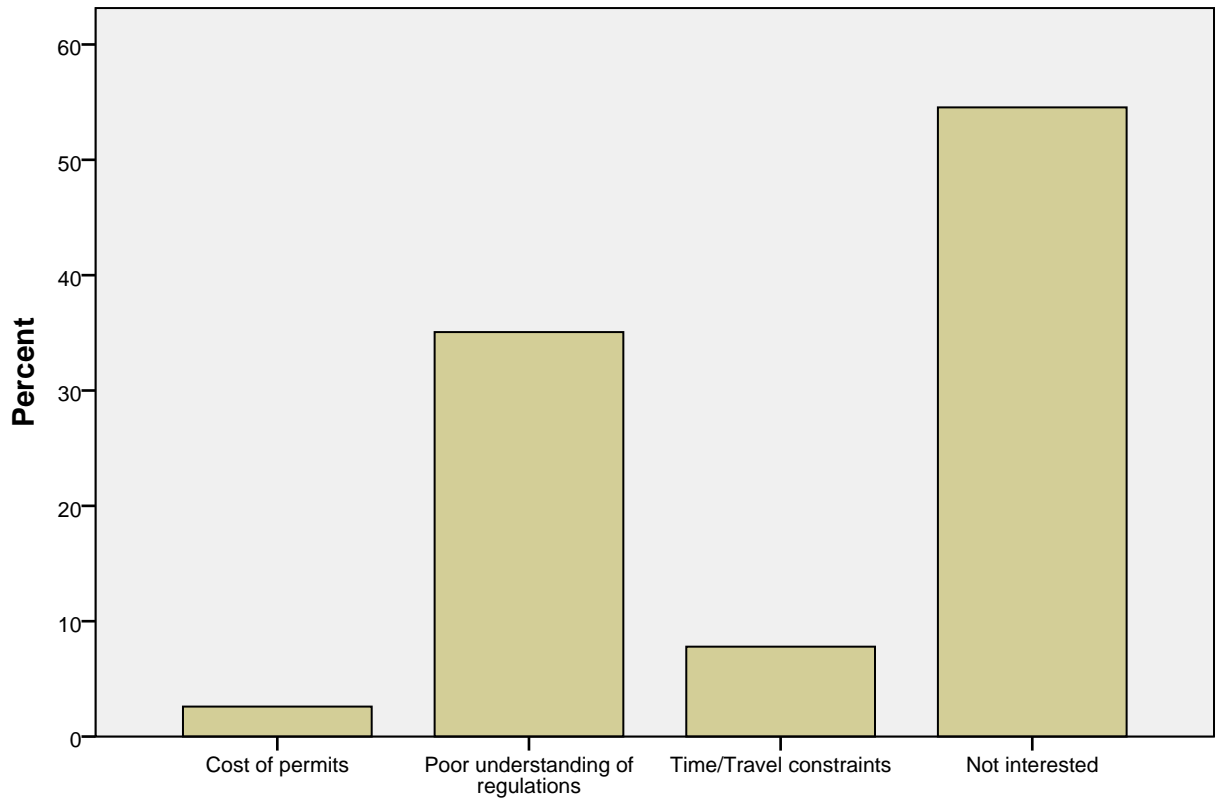


If you had the opportunity would you consider it as a marketing strategy



If you had the opportunity would you consider it as a marketing strategy

What barriers do you perceive as preventing you from selling your meat at the retail level



What barriers do you perceive as preventing you from selling your meat at the retail level