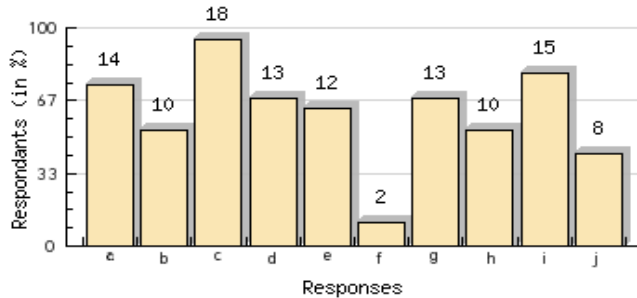


ALBA

WSARE PDP "Supporting Farmer Training Programs in the Western States through Professional Development
Regional Needs Assessment Survey Results

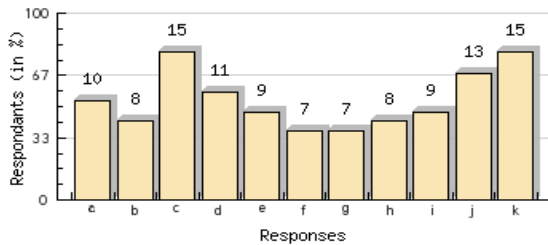
Select topics for trainings that would be useful to you and your organization (choose all that apply)



Legend Response

- a Farmer training program land management strategies (14)
- b Food hub operations (10)
- c Improving farmer profitability (18)
- d Increasing market diversification (13)
- e Managing irrigation systems for multiple participants (12)
- f Rangeland issues (2)
- g Teaching "ecological land management" to farmers (13)
- h Teaching diverse audiences (10)
- i Tracking farmer outcomes (15)
- j Training farmers for operating in uncertain drought conditions (8)

How would you be most likely to engage in professional development opportunities? (Select all that apply)



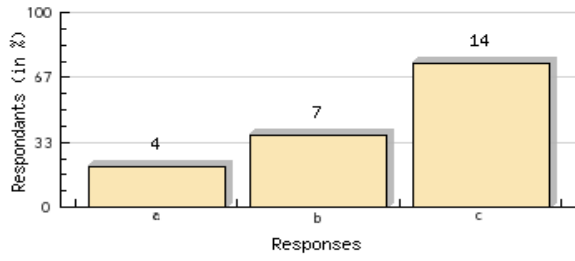
Legend Response

- a ALBA site visit to your organization (10)
- b Dedicated meetings at existing regional conferences (please list in "other" below) (8)
- c In-person workshops/trainings (15)
- d New regional conference for Western states farmer training programs (11)
- e One-on-one technical assistance (9)
- f Online discussion forums (7)

Legend Response

- g Online meetings/teleconferencing (7)
- h Regional list serve for peer support (8)
- i Site visit to ALBA (9)
- j Web-based platform for resource sharing (toolkits, fact sheets, documents, etc.) (13)
- k Webinars (15)

Select specific ways you would like to stay involved in this project - someone will contact you if you select more of these options:



Legend Response

- a Help plan and organize a regional gathering of farmer training programs (4)
- b Receive one-on-one technical assistance from ALBA (7)
- c Subscribe to a "Western Region Farmer Training Program" list serve (14)

ment and Collaboration" (FY13-15)

Reply: _____

heets,

t one or
