

Japanese Fig Espalier Pruning ... Single Cordon

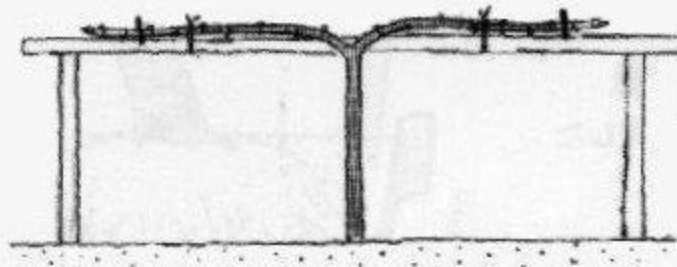
Step 1

Prune all side shoots to maintain one main trunk. Cut main trunk at desired height for horizontal trunk.




Step 2

Allow branches to grow vertical. Then train branches horizontal. Allow 1/3 to 1/2 of the tip to grow vertical to increase branch length. Then tie horizontal and cut when desired length is reached.



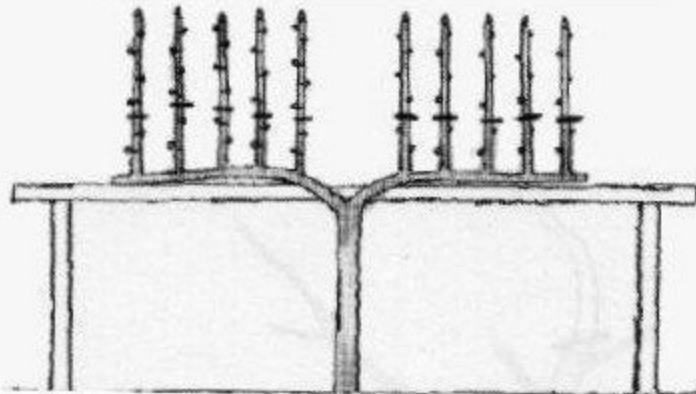
Step 3

Summer Growth Pinch to maintain height and for fig growth



Step 4

Prune to 2 nodes above trunk in Fall. Provide winter protection for main trunk as required.



Yearly Pruning

Pruning Detail
leave 2 nodes per
branch

