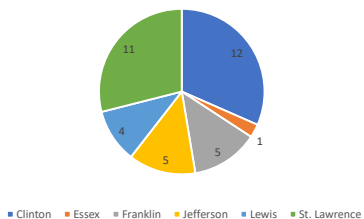


# Prelim Goat Survey Data

38 responses received by 1/6/20

## Distribution by county

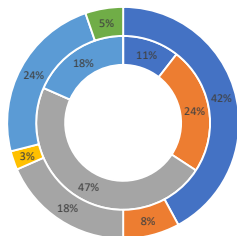
Distribution over Region



	Clinton	Essex	Franklin	Jefferson	Lewis	St. Lawrence
Count of county	12	1	5	5	4	11

# Purpose of herds

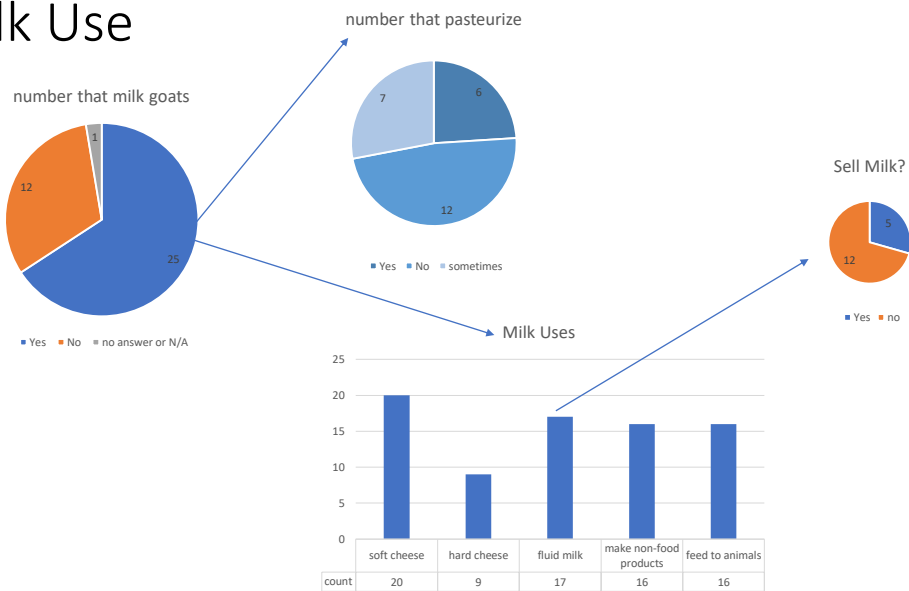
Purpose of Herd  
 ■ breed stock ■ meat ■ milk ■ fiber ■ show ■ none



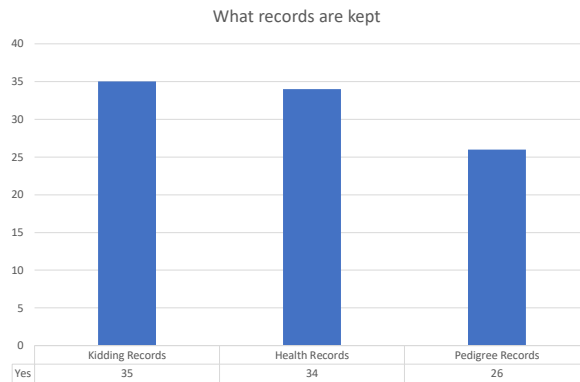
Row Labels	Primary Purpose	Secondary purpose
breed stock	4	16
meat	9	3
milk	18	7
fiber	0	1
show	7	9
none	0	2

Interior circle is primary purpose  
 Exterior circle is secondary purpose

# Milk Use



## Records



## Hints at Johnes?

- 18% have culled an animal with signs consistent with Johnes
- 42% have had an animal die on the farm in the last year
- 60.5% have had an animal die of an unknown cause
- 65.7% have had animals with clinical signs consistent with Johnes
- 15.7% have had a confirmed diagnosis of Johnes in the herds
  - An additional 13% may have had a Johnes diagnosis

# Parasite Control

