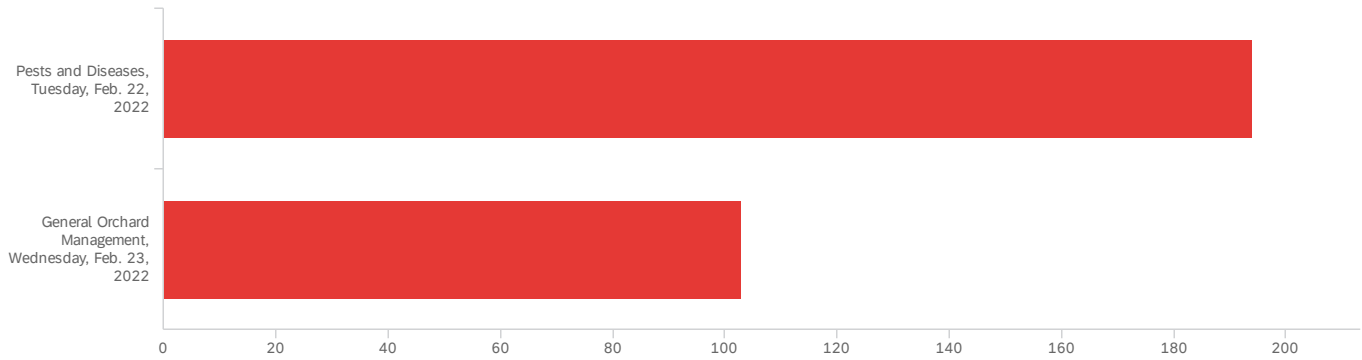


# Impacts and Demographics

Virtual Statewide Walnut Series 2022

March 17, 2022 4:21 PM MDT

Session Option - Please select the session(s) you attended:

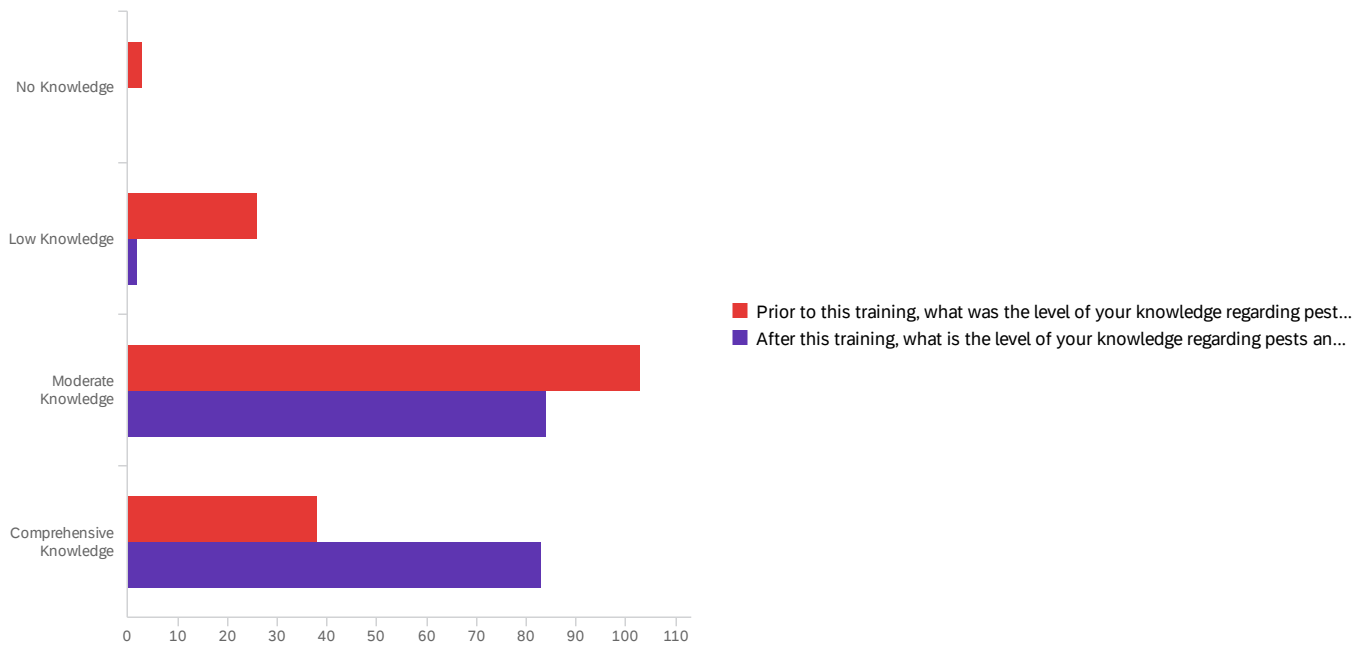


#	Field	Choice Count
1	Pests and Diseases, Tuesday, Feb. 22, 2022	65.32% 194
2	General Orchard Management, Wednesday, Feb. 23, 2022	34.68% 103

297

Showing rows 1 - 3 of 3

Before and after P&D - Please provide a response for each statement below:



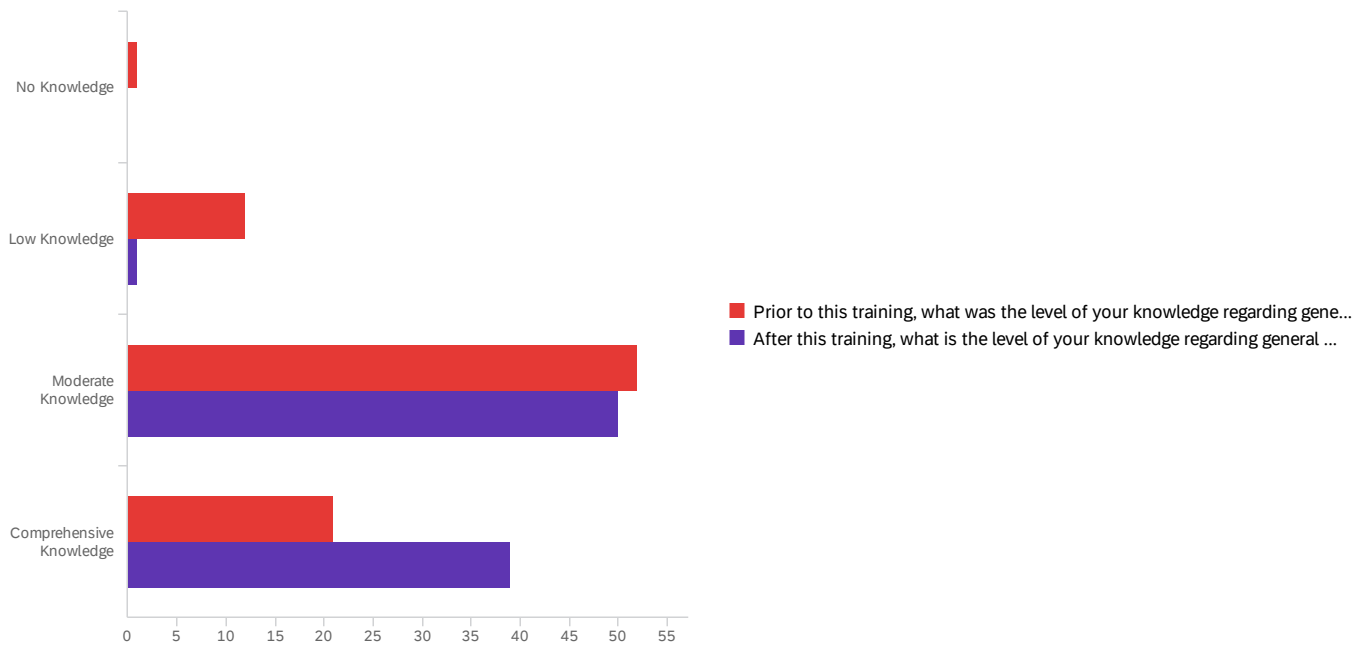
#	Field	Minimum	Maximum	Mean	Std Deviation	Variance	Count
1	Prior to this training, what was the level of your knowledge regarding pests and diseases?	1.00	4.00	3.04	0.67	0.45	170
2	After this training, what is the level of your knowledge regarding pests and diseases?	2.00	4.00	3.48	0.52	0.27	169

#	Field	No Knowledge	Low Knowledge	Moderate Knowledge	Comprehensive Knowledge	Total
1	Prior to this training, what was the level of your knowledge regarding pests and diseases?	1.76% 3	15.29% 26	60.59% 103	22.35% 38	170
2	After this training, what is the level of your knowledge regarding pests and diseases?	0.00% 0	1.18% 2	49.70% 84	49.11% 83	169

Showing rows 1 - 2 of 2

Before and after Gen - Please provide a response for each statement below:



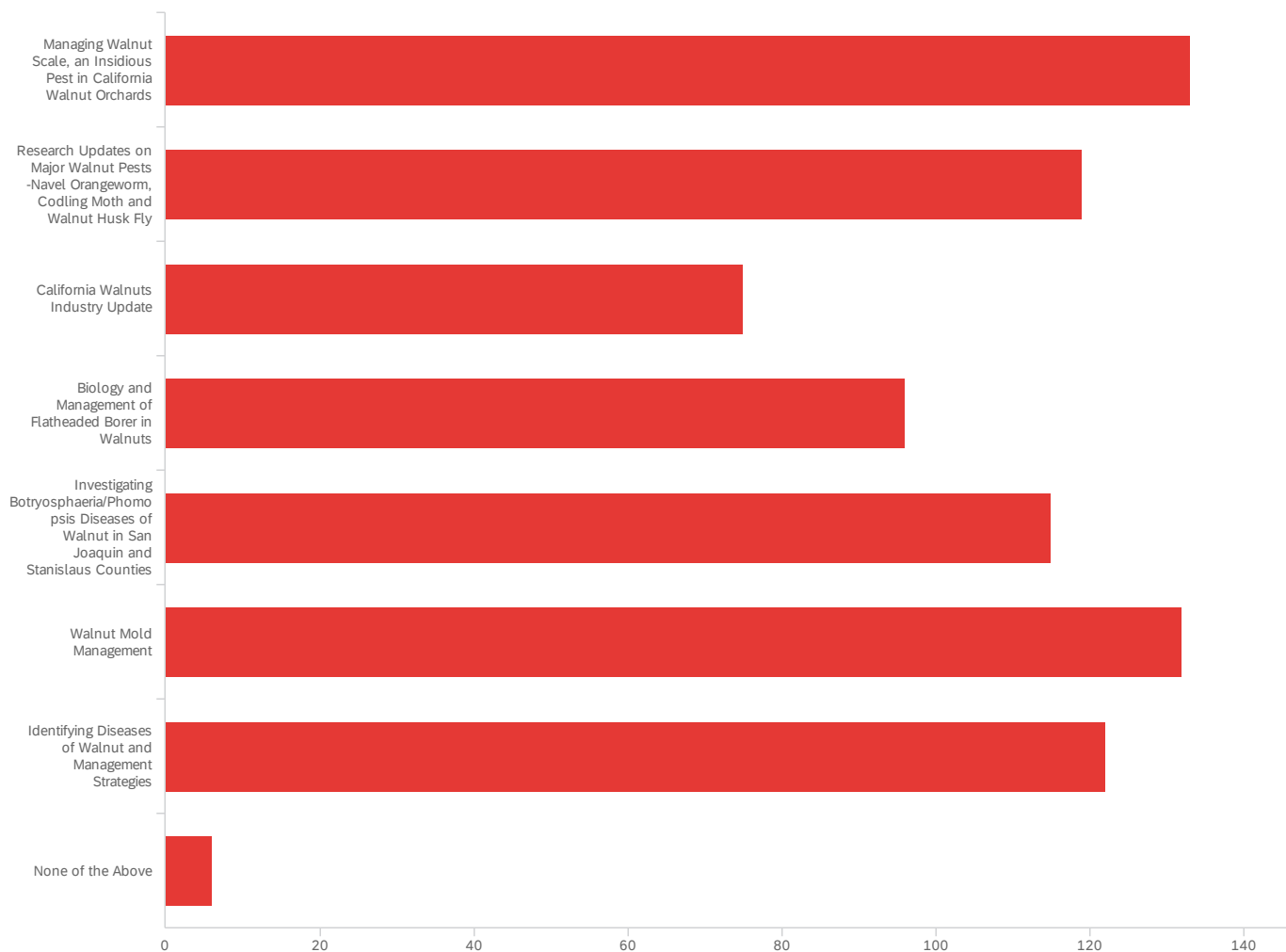
#	Field	Minimum	Maximum	Mean	Std Deviation	Variance	Count
1	Prior to this training, what was the level of your knowledge regarding general orchard management?	1.00	4.00	3.08	0.65	0.42	86
2	After this training, what is the level of your knowledge regarding general orchard management?	2.00	4.00	3.42	0.52	0.27	90

#	Field	No Knowledge	Low Knowledge	Moderate Knowledge	Comprehensive Knowledge	Total
1	Prior to this training, what was the level of your knowledge regarding general orchard management?	1.16% 1	13.95% 12	60.47% 52	24.42% 21	86
2	After this training, what is the level of your knowledge regarding general orchard management?	0.00% 0	1.11% 1	55.56% 50	43.33% 39	90

Showing rows 1 - 2 of 2

Apply P&D - In terms of the Pests and Diseases session, please select the topics that addressed a practice you are likely to apply:

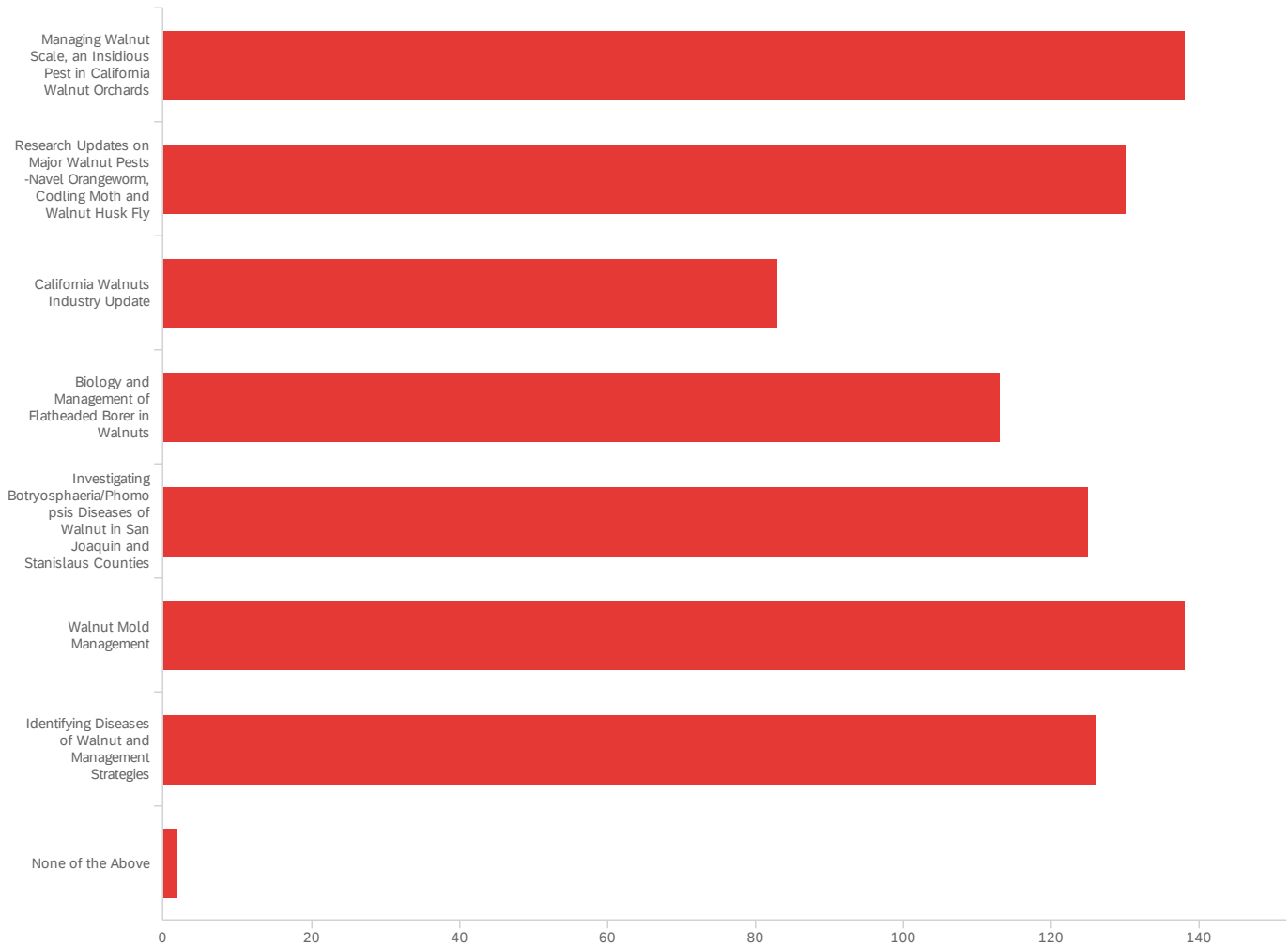


#	Field	Choice Count
4	Managing Walnut Scale, an Insidious Pest in California Walnut Orchards	16.67% 133
5	Research Updates on Major Walnut Pests -Navel Orangeworm, Codling Moth and Walnut Husk Fly	14.91% 119
6	California Walnuts Industry Update	9.40% 75
8	Biology and Management of Flatheaded Borer in Walnuts	12.03% 96
9	Investigating Botryosphaeria/Phomopsis Diseases of Walnut in San Joaquin and Stanislaus Counties	14.41% 115
11	Walnut Mold Management	16.54% 132
12	Identifying Diseases of Walnut and Management Strategies	15.29% 122
13	None of the Above	0.75% 6

Showing rows 1 - 9 of 9

Useful P&D - In terms of the Pests and Diseases session, please select the topics that

were useful to you:

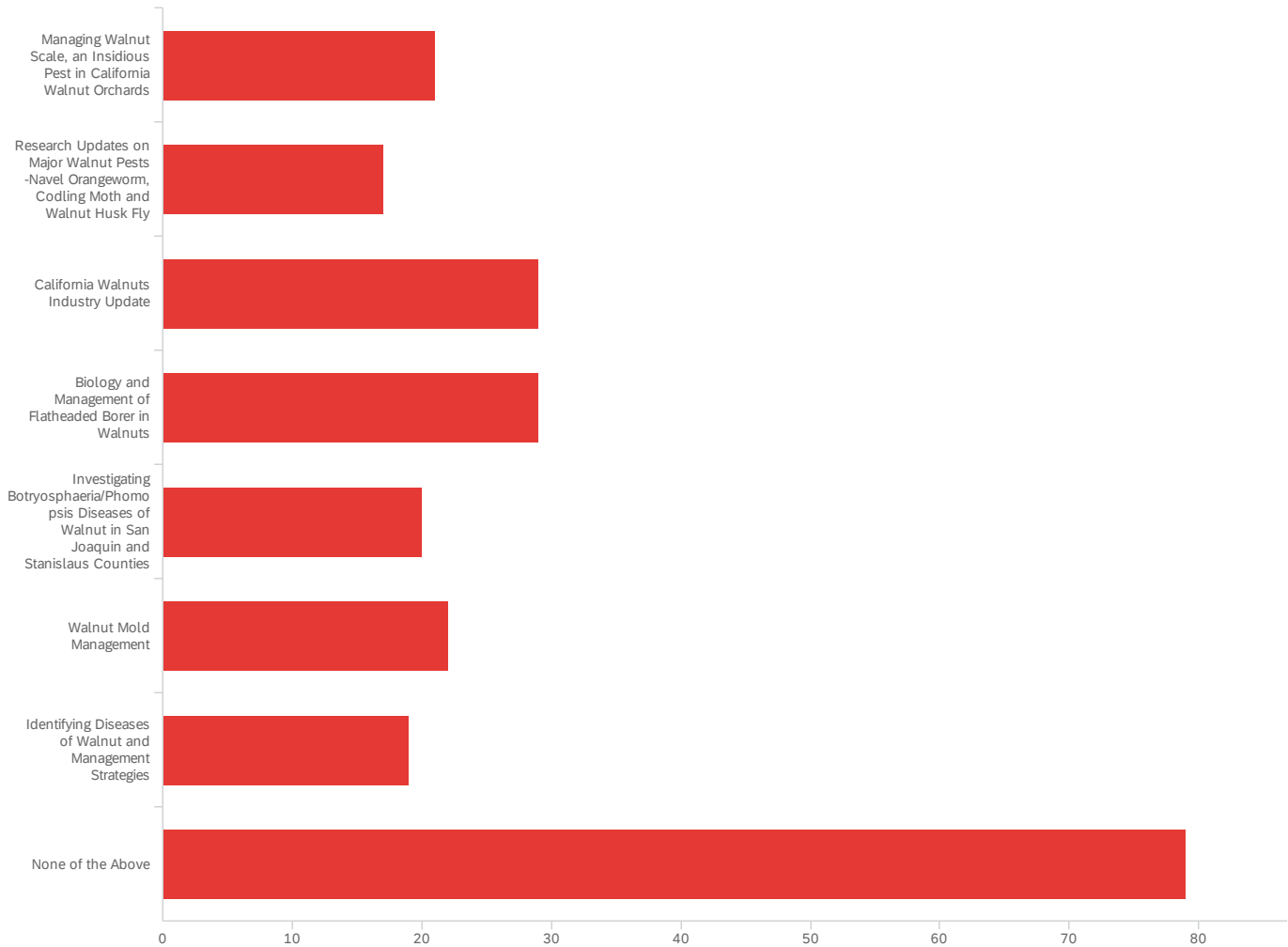


#	Field	Choice Count
4	Managing Walnut Scale, an Insidious Pest in California Walnut Orchards	16.14% 138
5	Research Updates on Major Walnut Pests -Navel Orangeworm, Codling Moth and Walnut Husk Fly	15.20% 130
6	California Walnuts Industry Update	9.71% 83
8	Biology and Management of Flatheaded Borer in Walnuts	13.22% 113
9	Investigating Botryosphaeria/Phomopsis Diseases of Walnut in San Joaquin and Stanislaus Counties	14.62% 125
11	Walnut Mold Management	16.14% 138
12	Identifying Diseases of Walnut and Management Strategies	14.74% 126
13	None of the Above	0.23% 2

Showing rows 1 - 9 of 9

## Not Useful P&D - In terms of the Pests and Diseases session, please select the topics

that were not useful to you:

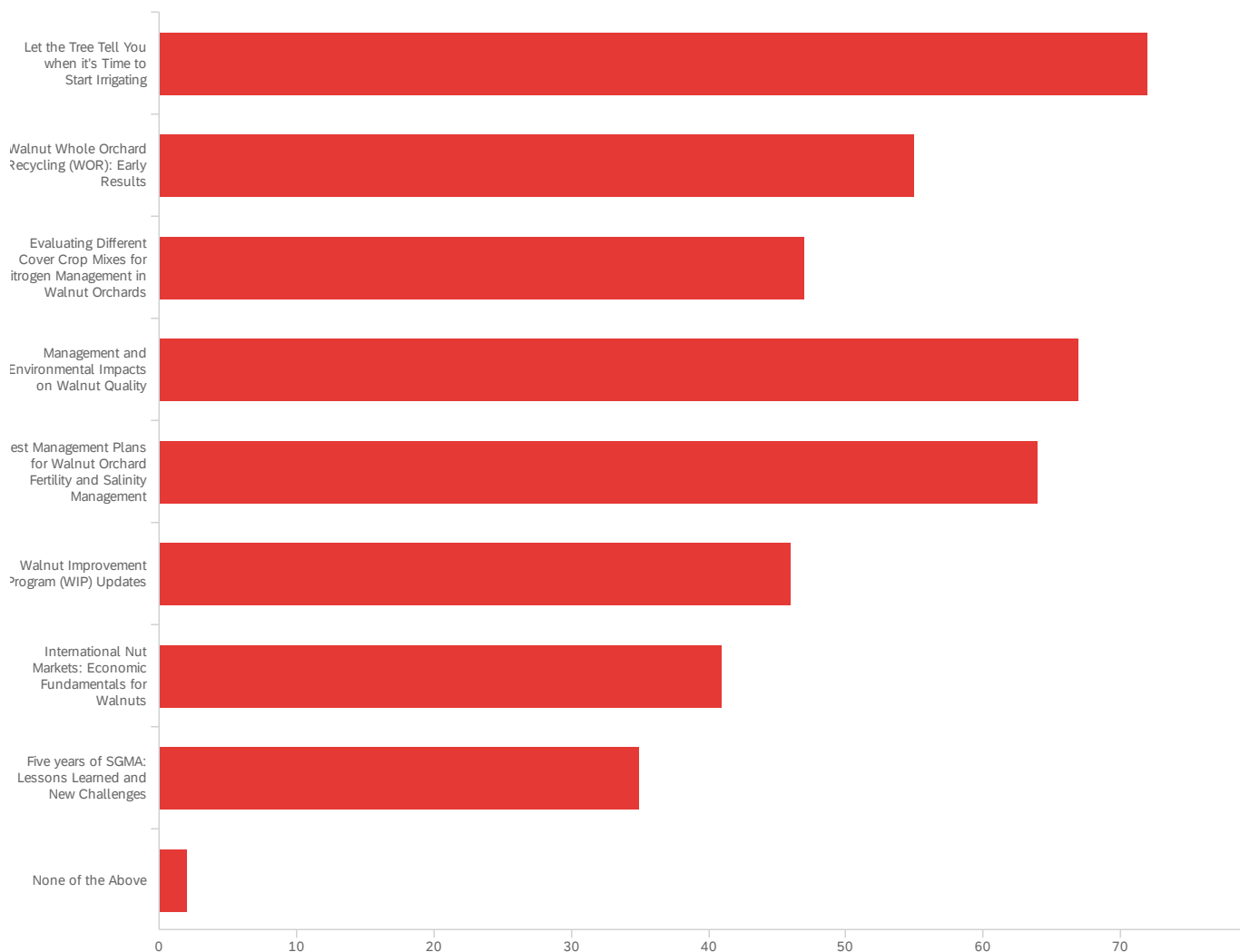


#	Field	Choice Count
4	Managing Walnut Scale, an Insidious Pest in California Walnut Orchards	8.90% 21
5	Research Updates on Major Walnut Pests -Navel Orangeworm, Codling Moth and Walnut Husk Fly	7.20% 17
6	California Walnuts Industry Update	12.29% 29
8	Biology and Management of Flatheaded Borer in Walnuts	12.29% 29
9	Investigating Botryosphaeria/Phomopsis Diseases of Walnut in San Joaquin and Stanislaus Counties	8.47% 20
11	Walnut Mold Management	9.32% 22
12	Identifying Diseases of Walnut and Management Strategies	8.05% 19
13	None of the Above	33.47% 79



Showing rows 1 - 9 of 9

Apply GOM - In terms of the General Orchard Management session, please select the topics that addressed a practice you are likely to apply:



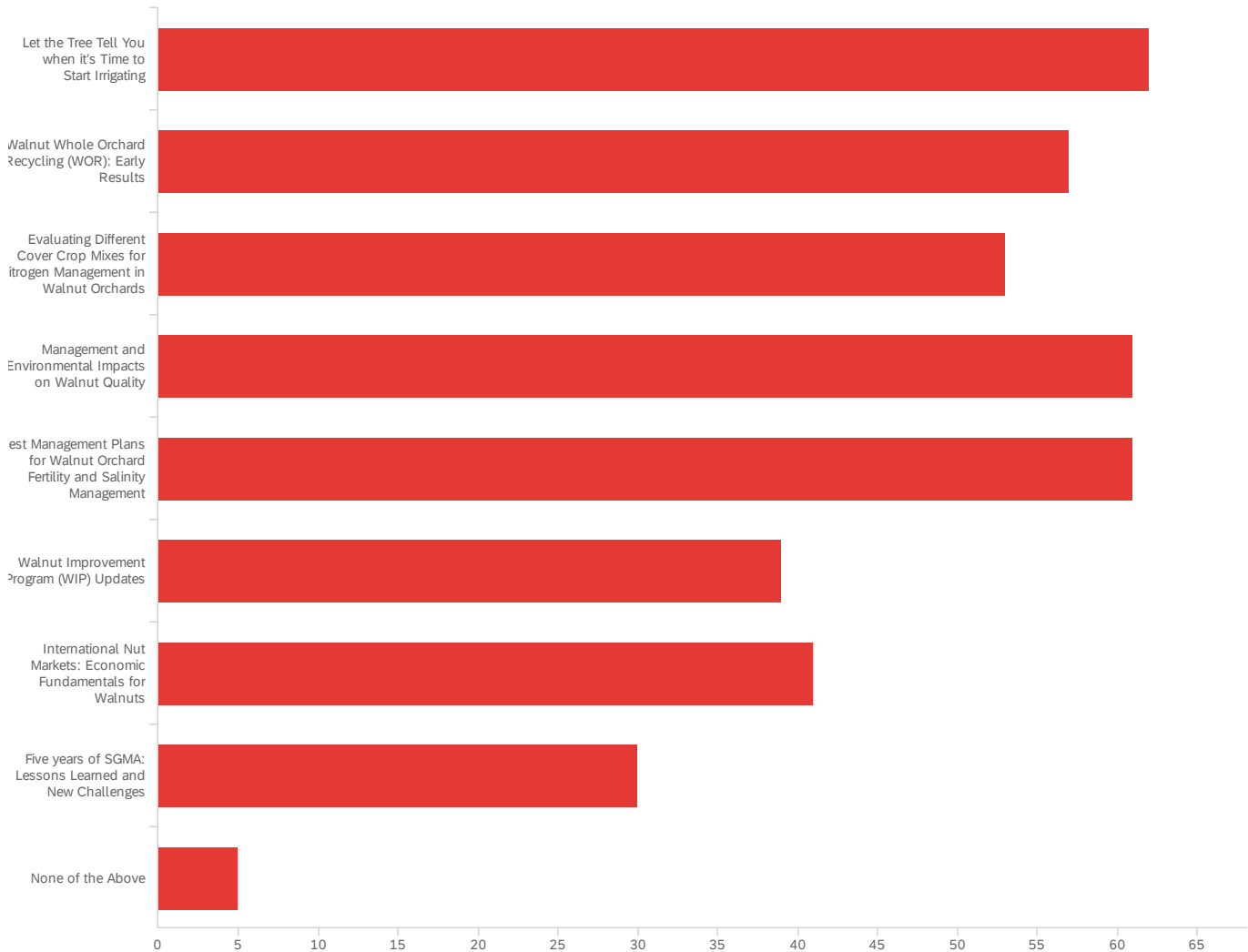
#	Field	Choice Count
4	Let the Tree Tell You when it's Time to Start Irrigating	16.78% 72
5	Walnut Whole Orchard Recycling (WOR): Early Results	12.82% 55
6	Evaluating Different Cover Crop Mixes for Nitrogen Management in Walnut Orchards	10.96% 47
8	Management and Environmental Impacts on Walnut Quality	15.62% 67
9	Best Management Plans for Walnut Orchard Fertility and Salinity Management	14.92% 64
10	Walnut Improvement Program (WIP) Updates	10.72% 46
11	International Nut Markets: Economic Fundamentals for Walnuts	9.56% 41

#	Field	Choice Count
12	Five years of SGMA: Lessons Learned and New Challenges	8.16% 35
13	None of the Above	0.47% 2
		429

Showing rows 1 - 10 of 10

## Useful GOM - In terms of the General Orchard Management session, please select the

topics that were useful to you:



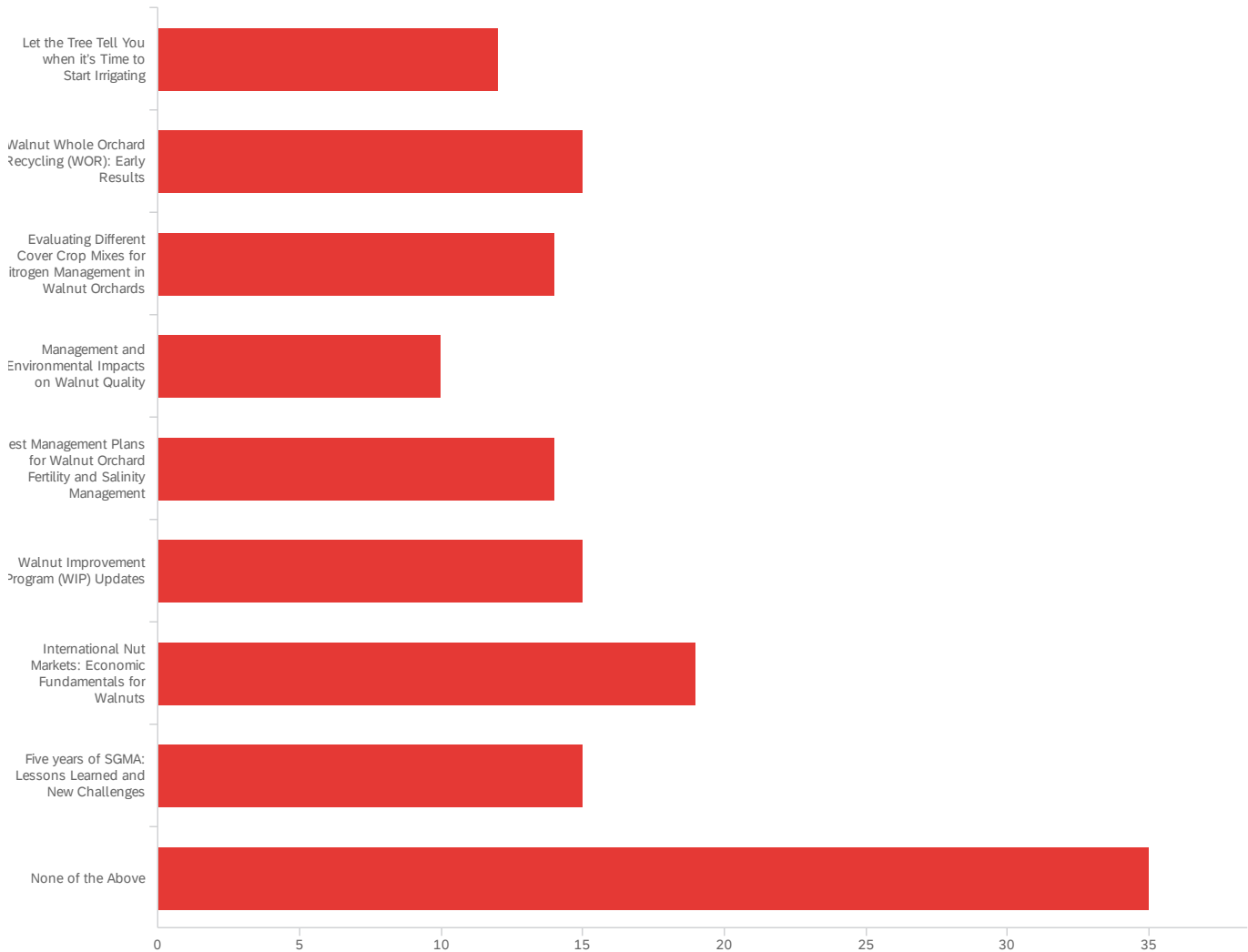
#	Field	Choice Count
4	Let the Tree Tell You when it's Time to Start Irrigating	15.16% 62
5	Walnut Whole Orchard Recycling (WOR): Early Results	13.94% 57
6	Evaluating Different Cover Crop Mixes for Nitrogen Management in Walnut Orchards	12.96% 53
8	Management and Environmental Impacts on Walnut Quality	14.91% 61
9	Best Management Plans for Walnut Orchard Fertility and Salinity Management	14.91% 61
10	Walnut Improvement Program (WIP) Updates	9.54% 39
11	International Nut Markets: Economic Fundamentals for Walnuts	10.02% 41

#	Field	Choice Count
12	Five years of SGMA: Lessons Learned and New Challenges	7.33% 30
13	None of the Above	1.22% 5
		409

Showing rows 1 - 10 of 10

## Not Useful GOM - In terms of the General Orchard Management session, please select

the topics that were not useful to you:



#	Field	Choice Count
4	Let the Tree Tell You when it's Time to Start Irrigating	8.05% 12
5	Walnut Whole Orchard Recycling (WOR): Early Results	10.07% 15
6	Evaluating Different Cover Crop Mixes for Nitrogen Management in Walnut Orchards	9.40% 14
8	Management and Environmental Impacts on Walnut Quality	6.71% 10
9	Best Management Plans for Walnut Orchard Fertility and Salinity Management	9.40% 14
10	Walnut Improvement Program (WIP) Updates	10.07% 15
11	International Nut Markets: Economic Fundamentals for Walnuts	12.75% 19

#	Field	Choice Count
12	Five years of SGMA: Lessons Learned and New Challenges	10.07% 15
13	None of the Above	23.49% 35
		149

Showing rows 1 - 10 of 10

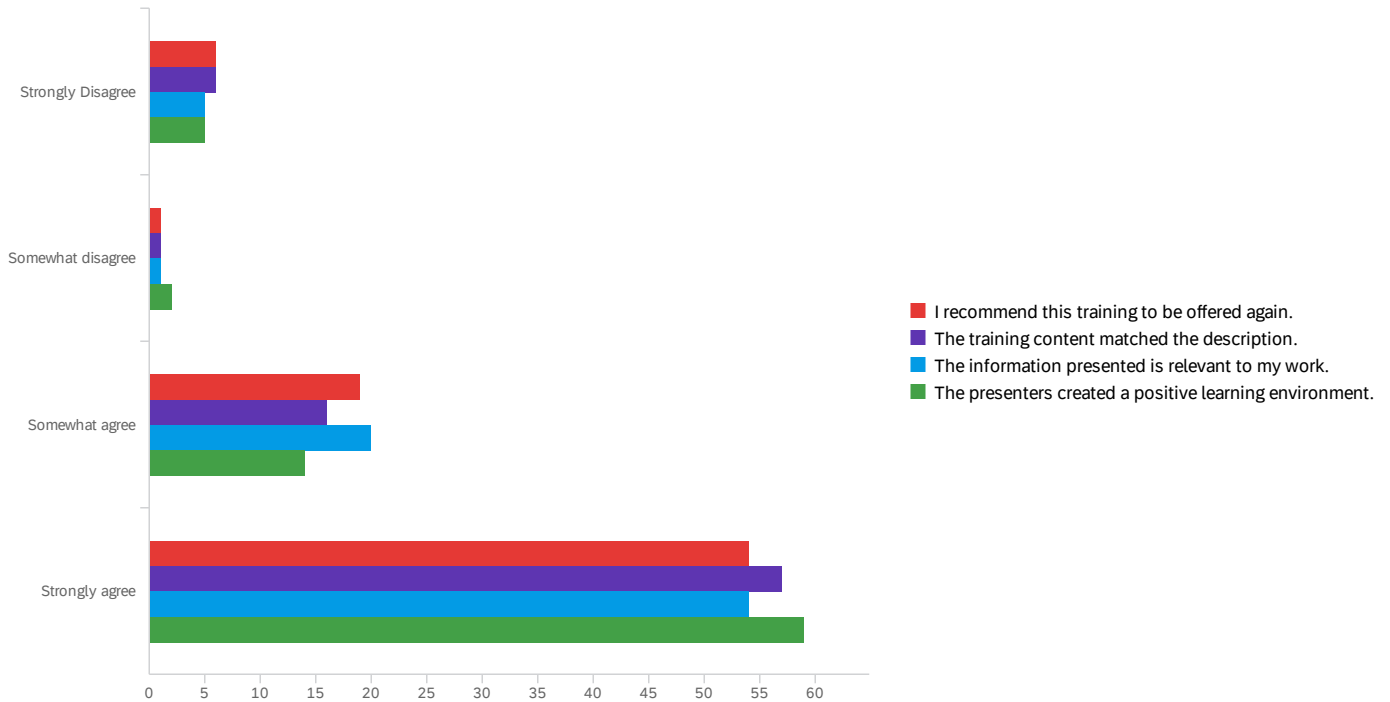
Other Topics - What other topics or issues would you like to see addressed in a future training?

WIDGET\_ERROR.MISCONFIGURED



# Extent of Agree GOM - In terms of the General Orchard Management Session, how

much do you agree with the following statements:



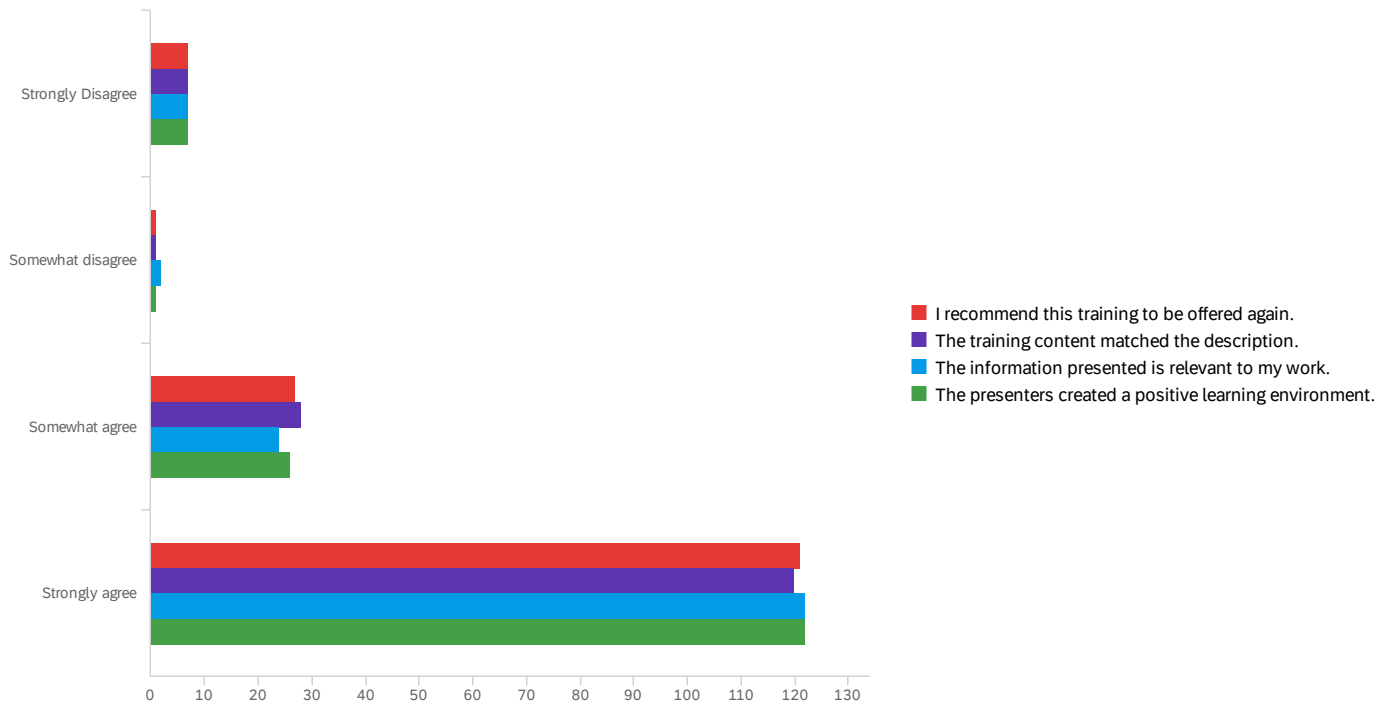
#	Field	Minimum	Maximum	Mean	Std Deviation	Variance	Count
1	I recommend this training to be offered again.	1.00	5.00	4.42	1.10	1.22	80
2	The training content matched the description.	1.00	5.00	4.46	1.11	1.22	80
3	The information presented is relevant to my work.	1.00	5.00	4.46	1.04	1.07	80
4	The presenters created a positive learning environment.	1.00	5.00	4.50	1.07	1.15	80

#	Field	Strongly Disagree	Somewhat disagree	Somewhat agree	Strongly agree	Total
1	I recommend this training to be offered again.	7.50% 6	1.25% 1	23.75% 19	67.50% 54	80
2	The training content matched the description.	7.50% 6	1.25% 1	20.00% 16	71.25% 57	80
3	The information presented is relevant to my work.	6.25% 5	1.25% 1	25.00% 20	67.50% 54	80
4	The presenters created a positive learning environment.	6.25% 5	2.50% 2	17.50% 14	73.75% 59	80

Showing rows 1 - 4 of 4

## Extent of Agree P&D - In terms of the Pests and Diseases session, how much do you

agree with the following statements:

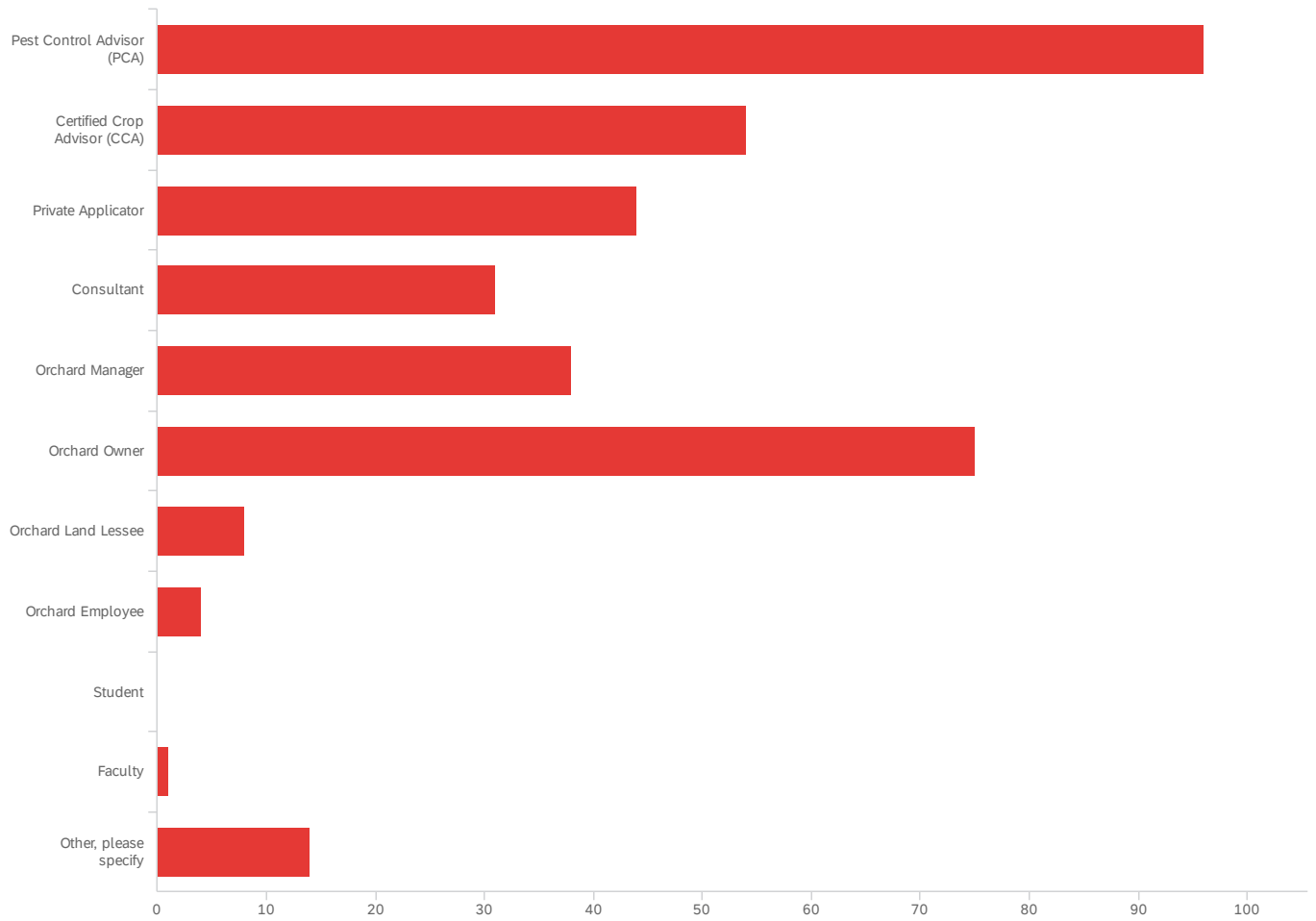


#	Field	Minimum	Maximum	Mean	Std Deviation	Variance	Count
1	I recommend this training to be offered again.	1.00	5.00	4.63	0.90	0.81	156
2	The training content matched the description.	1.00	5.00	4.62	0.90	0.81	156
3	The information presented is relevant to my work.	1.00	5.00	4.63	0.92	0.85	155
4	The presenters created a positive learning environment.	1.00	5.00	4.63	0.90	0.81	156

#	Field	Strongly Disagree	Somewhat disagree	Somewhat agree	Strongly agree	Total
1	I recommend this training to be offered again.	4.49% 7	0.64% 1	17.31% 27	77.56% 121	156
2	The training content matched the description.	4.49% 7	0.64% 1	17.95% 28	76.92% 120	156
3	The information presented is relevant to my work.	4.52% 7	1.29% 2	15.48% 24	78.71% 122	155
4	The presenters created a positive learning environment.	4.49% 7	0.64% 1	16.67% 26	78.21% 122	156

Showing rows 1 - 4 of 4

## Title - Select the title that best describes you:



#	Field	Choice Count
1	Pest Control Advisor (PCA)	26.30% 96
2	Certified Crop Advisor (CCA)	14.79% 54
3	Private Applicator	12.05% 44
4	Consultant	8.49% 31
5	Orchard Manager	10.41% 38
6	Orchard Owner	20.55% 75
7	Orchard Land Lessee	2.19% 8
8	Orchard Employee	1.10% 4
9	Student	0.00% 0
10	Faculty	0.27% 1
11	Other, please specify	3.84% 14

Showing rows 1 - 12 of 12

Title\_11\_TEXT - Other, please specify

Other, please specify

Researcher

NRCS

UCANR employee

grower

Researcher

QAL

Crop Insurance

Industry representative

Agronomist

Researcher

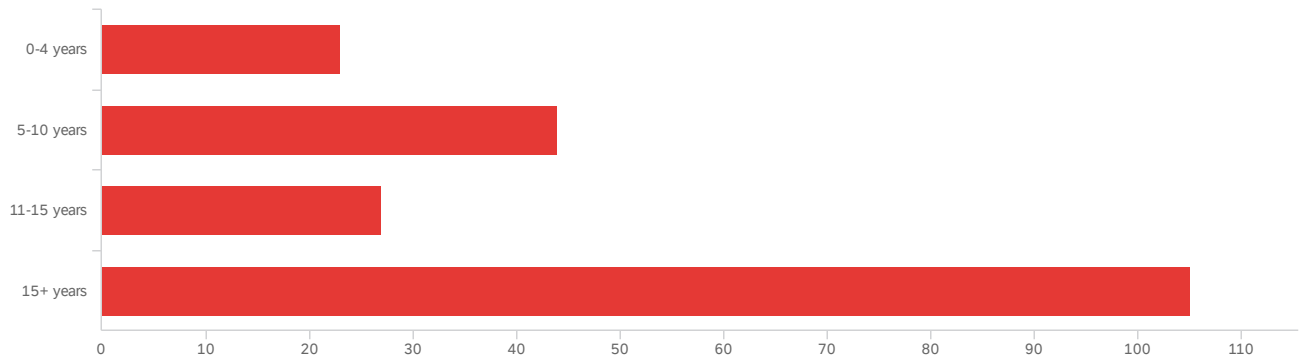
Nursery sales

QAL

farm advisor

Industry Rep.

## Length of employment - How many years have you worked under this current title?



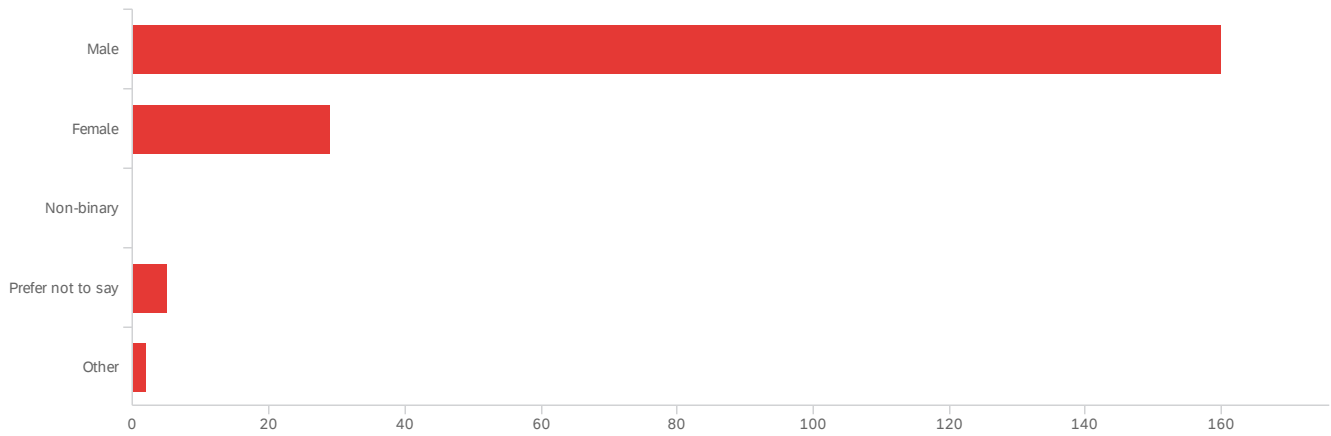
#	Field	Minimum	Maximum	Mean	Std Deviation	Variance	Count
1	How many years have you worked under this current title?	4.00	7.00	6.08	1.10	1.21	199

#	Field	Choice Count
4	0-4 years	11.56% 23
5	5-10 years	22.11% 44
6	11-15 years	13.57% 27
7	15+ years	52.76% 105

199

Showing rows 1 - 5 of 5

## Gender ID - What is your gender identity?



#	Field	Choice Count
1	Male	81.63% 160
2	Female	14.80% 29
3	Non-binary	0.00% 0
4	Prefer not to say	2.55% 5
5	Other	1.02% 2
		196

Showing rows 1 - 6 of 6

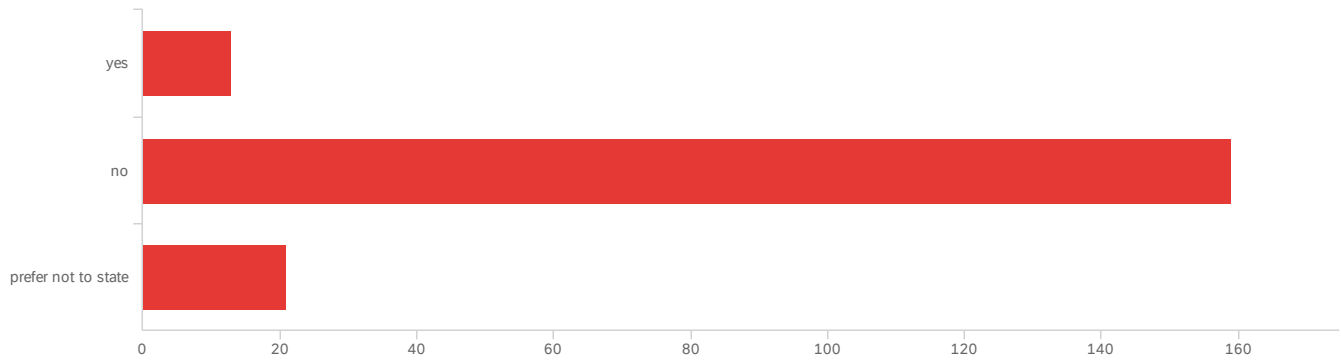
### Gender ID\_5\_TEXT - Other

Other

Irish?

why does it matter

## Hispanic/Latino - Are you Hispanic/Latino?

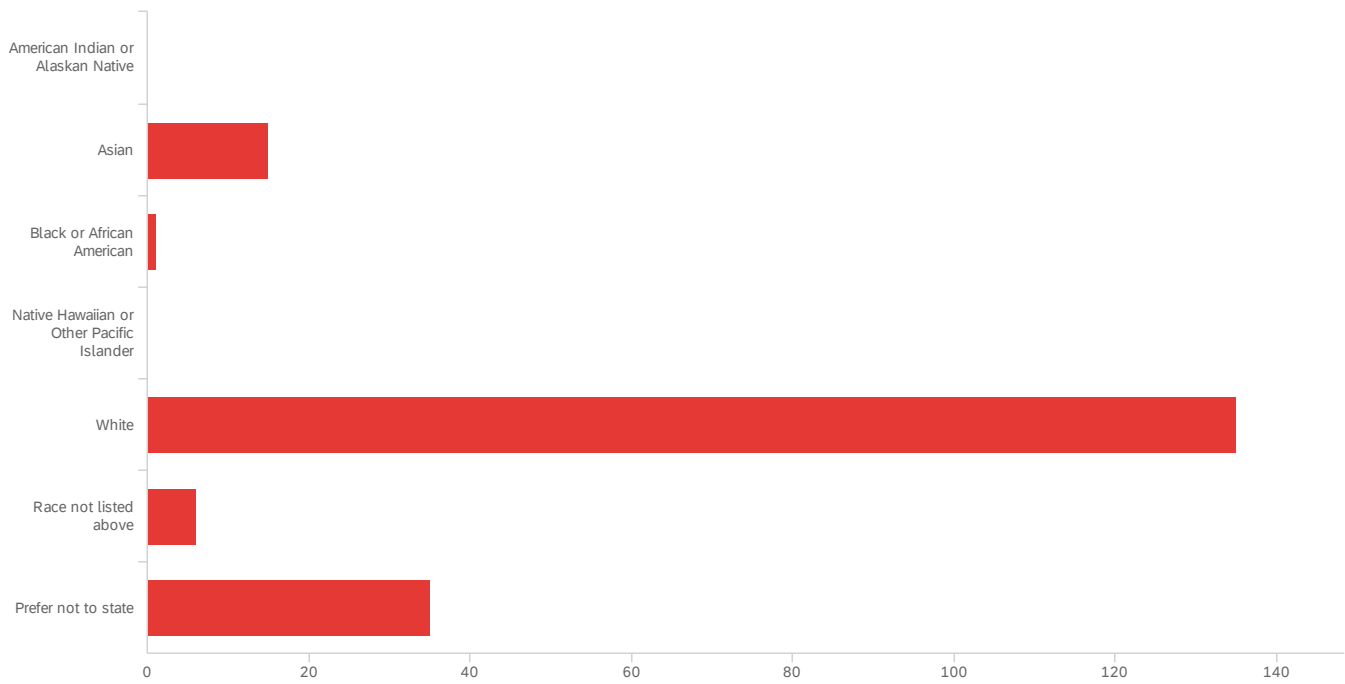


#	Field	Minimum	Maximum	Mean	Std Deviation	Variance	Count
1	Are you Hispanic/Latino?	1.00	3.00	2.04	0.42	0.17	193

#	Field	Choice Count
1	yes	6.74% 13
2	no	82.38% 159
3	prefer not to state	10.88% 21
		193

Showing rows 1 - 4 of 4

## Race Ethnicity - What is your race?



#	Field	Choice Count
1	American Indian or Alaskan Native	0.00% 0
2	Asian	7.81% 15
3	Black or African American	0.52% 1
4	Native Hawaiian or Other Pacific Islander	0.00% 0
5	White	70.31% 135
6	Race not listed above	3.13% 6
7	Prefer not to state	18.23% 35
		192

Showing rows 1 - 8 of 8

**End of Report**



