

# Sample of an Environmental Monitoring Protocol

XYZ Processing maintains an environmental monitoring program as form of accessing the efficiency of the cleaning and sanitation.

## Purpose

1. Validation of cleaning and sanitation of the food processing area.
2. To assure the lack of harmful microorganisms such as *Listeria* spp.

## Testing zones

**Zone 1** Food contact surfaces of equipment

**Zone 2** Non-food contact surfaces close to food contact surface and food

**Zone 3** Non-Food contact surfaces

**Zone 4** Non-food contact surfaces in low-risk areas

## Environmental Monitoring for Sanitation Control Verification

<b>Location</b>	XYZ Processing area
<b>Purpose</b>	Validation of cleaning and sanitation of the food processing area. To assure the lack of harmful microorganisms such as <i>Listeria</i> spp. environmental monitoring needs to be performed.
<b>Frequency</b>	Sampling in a routine to verify that the facility is clean using ATP or microbial swabs minimum of 5 testing sites monthly.
<b>Who</b>	QA manager or food safety technician
<b>Sample identification</b>	<i>Listeria</i> spp.
<b>Sampling procedure</b>	Procedure supplied by the laboratory
<b>Laboratory</b>	Approved certified labs (i.e. Vallid Labs Agawam,MA) <i>Listeria</i> LPT AOAC 2013.01 (swab) and ATP test
<b>Test conducted</b>	Method approved by the FDA or USDA (i.e. <i>Listeria</i> LPT AOAC 2013.01 (swab)) and ATP test
<b>Interpretation of results</b>	A negative result means that there is no <i>Listeria</i> spp. present. A positive result means that there is <i>Listeria</i> spp. present.
<b>Action of a negative result</b>	The facility can continue to operate as usual
<b>Corrective action for a positive result</b>	If the test results are positive it is necessary to intensify the cleaning and sanitation of the facility. Additional testing is necessary and once the tests are negative the production

and monitoring may return to normal. If a second result is positive, intensified cleaning and sanitation is necessary, and disassembling the equipment may be necessary. After a second positive result, a hold and release system need to be implemented.

## Swabbing Protocol

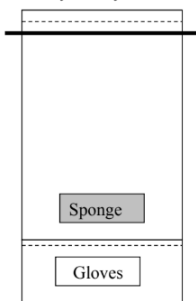
### Courtesy of Vallid Labs

1. Unused swabs can be held at ambient temperature. Used swabs must be refrigerated.
2. Mark bag with location(s) time & date of sample or other identification. This must match your chain of custody.
3. Wash & sanitize your hands
4. Pull off perforated top.
5. Remove bag with glove from top of kit. (Sterile gloves may be provided in a separate bag)
6. Put on gloves provided. Touching only the wrist area while putting on.
7. The area wiped must be at least 12in<sup>2</sup> area. If the area is smaller then that, swab the whole surface (i.e. a knob). Use the whole sponge wiping 10 times vertically and 10 times horizontally.
8. Carefully place the sponge back into the bag when finished. Minimally touching the inside of the bag and the sponge.
9. Close the bag by folding over the top several times and twisting the ends.
10. Return to lab within 24hr keeping cool with Chain of Custody Form. Overnight shipment may be necessary

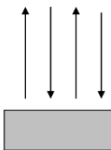
**Vallid Labs, Inc.** 295 Silver Street, Agawam, MA 01001 (413)789-2206 Phone (413)789-2208 Fax

#### Sponge Swab Instructions


Gloves may or may not be attached



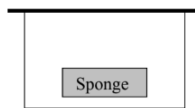
1. Label bag with location, date and time of swab.



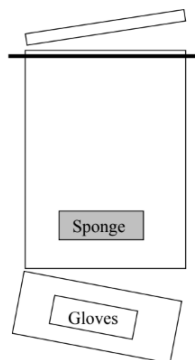
4. Swab area of at least one square foot using a back and forth method with pre-moistened sponge.



2. Tear open sponge section of bag across the perforation. Note: gloves may come as separate bag



5. Return the sponge to the sterile sample bag. Fold top edge down (two or three folds) and secure with wire tabs. Sample is ready for lab evaluation



3. Tear open glove section of bag across the perforation and place one glove on hand used to swab touching ONLY the wrist portion of the glove.



6. Transport to Vallid Labs, Inc 295 Silver Street, Agawam, MA 01001 within 24 hours. **Sample must remain cooled until delivered to lab.**

## Shipping

ATP test is performed in house and the results are immediate. However, the microbial swabs must be transported to an approved third party lab. All samples collected will be refrigerated and shipped overnight to an approved lab such as Vallid Labs at 295 Silver Street, Agawam, MA, 01001, phone number (413) 798-2206. The swabs will be tested for *Listeria* spp. as it is an indicator for *Listeria monocytogenes* and other *Listeria* like organisms. The results will be received 24 hours after the lab has received the samples. The analysis method used must be one of the FDA or USDA approved methods (i.e. Vallid Labs is VIDS *Listeria* LPT AOAC 2013.01).

## Records

Test records shall include the date, the operator that collected the sample, the testing method (ATP or *Listeria*), location that performed the test, the method utilized, results and if needed the correction action.

### Sample of the Record Keeping Log

Test Date			
Laboratory used			
Swab Number	Location	Result	Need of Corrective Action? (Y/N)
Corrective actions			
Approved: Signature: Print Name:			
Date			