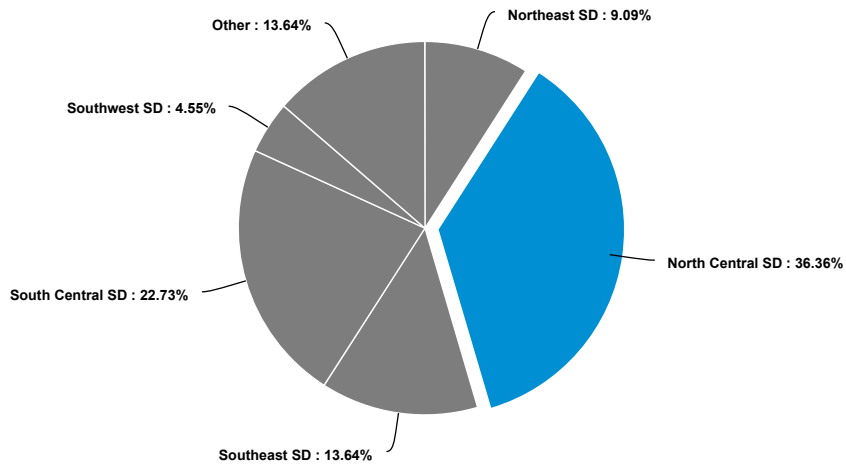


# Survey Report: Current crop livestock integration pactices

|                    |               |                 |                         |                |                            |
|--------------------|---------------|-----------------|-------------------------|----------------|----------------------------|
| VIEWED<br>371      | STARTED<br>24 | COMPLETED<br>24 | COMPLETION RATE<br>100% | DROP OUTS<br>0 | TIME TO COMPLETE<br>5 mins |
| 79% DESKTOP LAPTOP | 79% Windows 8 | 0% Mac          | 0% Windows (other)      | 0% Other       |                            |
| 17% SMARTPHONES    | 4% Android    | 13% iPhone      | 0% Windows 8            | 0% Other       |                            |
| 4% TABLETS         | 4% iPad       | 0% Android      | 0% Windows 8            | 0% Other       |                            |

## I live in:

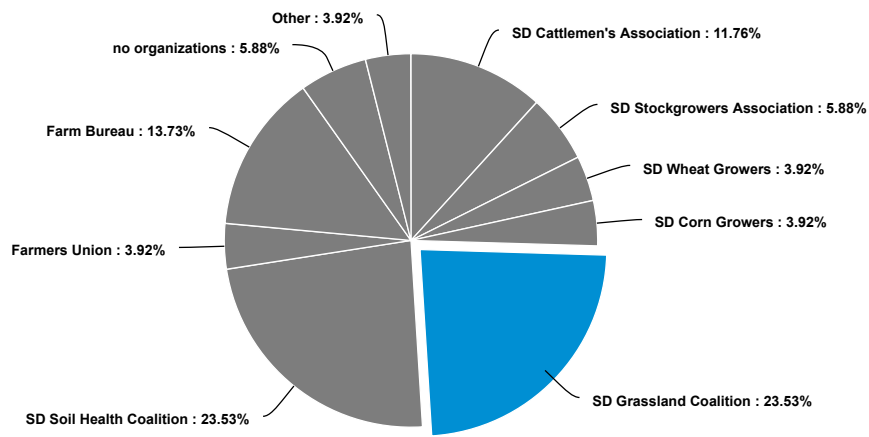


| Answer           | Count     | Percent      | 20% | 40% | 60% | 80% | 100% |
|------------------|-----------|--------------|-----|-----|-----|-----|------|
| Northeast SD     | 2         | 9.09%        |     |     |     |     |      |
| North Central SD | 8         | 36.36%       |     |     |     |     |      |
| Southeast SD     | 3         | 13.64%       |     |     |     |     |      |
| South Central SD | 5         | 22.73%       |     |     |     |     |      |
| Northwest SD     | 0         | 0%           |     |     |     |     |      |
| Southwest SD     | 1         | 4.55%        |     |     |     |     |      |
| Other            | 3         | 13.64%       |     |     |     |     |      |
| <b>Total</b>     | <b>22</b> | <b>100 %</b> |     |     |     |     |      |

### I live in: - Text Data for Other

|            |          |              |
|------------|----------|--------------|
| 02/20/2016 | 47889675 | east central |
| 10/21/2015 | 39585497 | central SD   |
| 09/01/2015 | 34794933 | SW MN        |

## I belong to: (check all that apply)

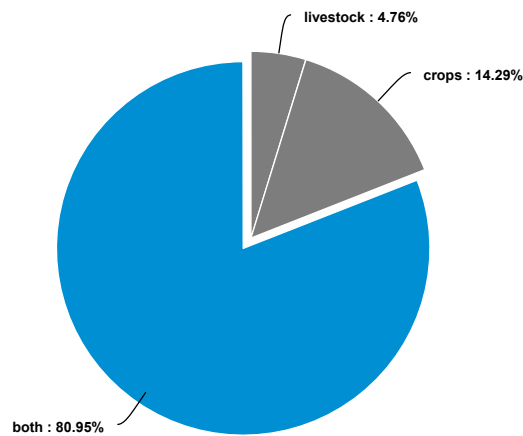


| Answer                      | Count     | Percent      | 20%                                | 40% | 60% | 80% | 100% |
|-----------------------------|-----------|--------------|------------------------------------|-----|-----|-----|------|
| SD Cattlemen's Association  | 6         | 11.76%       | <div style="width: 11.76%;"></div> |     |     |     |      |
| SD Stockgrowers Association | 3         | 5.88%        | <div style="width: 5.88%;"></div>  |     |     |     |      |
| SD Wheat Growers            | 2         | 3.92%        | <div style="width: 3.92%;"></div>  |     |     |     |      |
| SD Corn Growers             | 2         | 3.92%        | <div style="width: 3.92%;"></div>  |     |     |     |      |
| SD Soybean Processors       | 0         | 0%           | <div style="width: 0%;"></div>     |     |     |     |      |
| SD Grassland Coalition      | 12        | 23.53%       | <div style="width: 23.53%;"></div> |     |     |     |      |
| SD Soil Health Coalition    | 12        | 23.53%       | <div style="width: 23.53%;"></div> |     |     |     |      |
| Farmers Union               | 2         | 3.92%        | <div style="width: 3.92%;"></div>  |     |     |     |      |
| Farm Bureau                 | 7         | 13.73%       | <div style="width: 13.73%;"></div> |     |     |     |      |
| no organizations            | 3         | 5.88%        | <div style="width: 5.88%;"></div>  |     |     |     |      |
| Other                       | 2         | 3.92%        | <div style="width: 3.92%;"></div>  |     |     |     |      |
| <b>Total</b>                | <b>51</b> | <b>100 %</b> |                                    |     |     |     |      |

**I belong to: (check all that apply) - Text Data for Other**

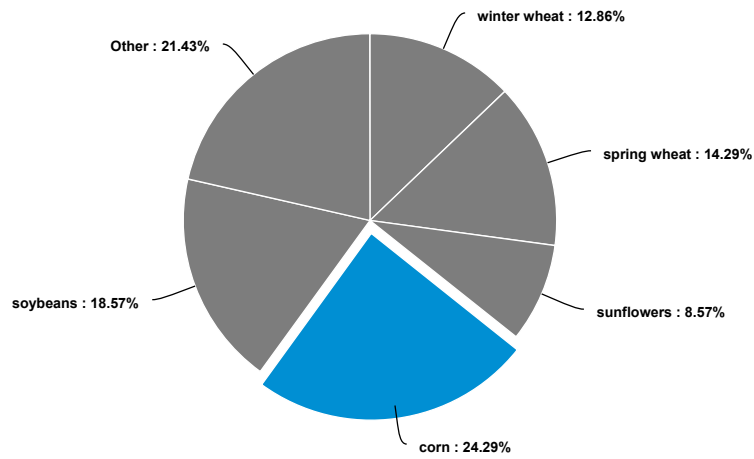
|            |          |            |
|------------|----------|------------|
| 02/20/2016 | 47889675 | sdarl alum |
| 10/14/2015 | 39127910 | Sdnta      |

**I produce:**



| Answer       | Count     | Percent      | 20%                                | 40% | 60% | 80% | 100% |
|--------------|-----------|--------------|------------------------------------|-----|-----|-----|------|
| livestock    | 1         | 4.76%        | <div style="width: 4.76%;"></div>  |     |     |     |      |
| crops        | 3         | 14.29%       | <div style="width: 14.29%;"></div> |     |     |     |      |
| both         | 17        | 80.95%       | <div style="width: 80.95%;"></div> |     |     |     |      |
| <b>Total</b> | <b>21</b> | <b>100 %</b> |                                    |     |     |     |      |

**If you produce crops, which ones, primarily? (check all that apply)**

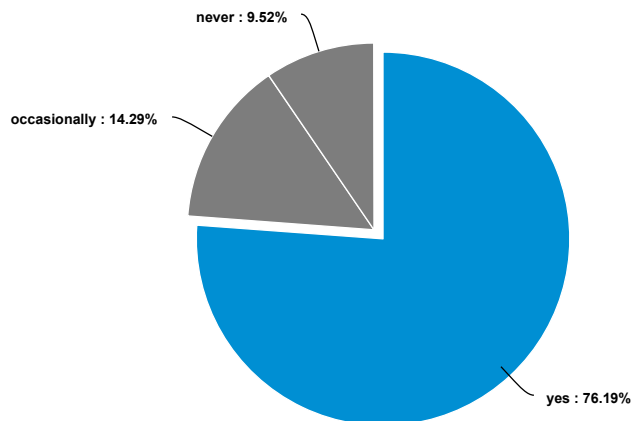


| Answer       | Count     | Percent      | 20%                                | 40% | 60% | 80% | 100% |
|--------------|-----------|--------------|------------------------------------|-----|-----|-----|------|
| winter wheat | 9         | 12.86%       | <div style="width: 12.86%;"></div> |     |     |     |      |
| spring wheat | 10        | 14.29%       | <div style="width: 14.29%;"></div> |     |     |     |      |
| sunflowers   | 6         | 8.57%        | <div style="width: 8.57%;"></div>  |     |     |     |      |
| corn         | 17        | 24.29%       | <div style="width: 24.29%;"></div> |     |     |     |      |
| soybeans     | 13        | 18.57%       | <div style="width: 18.57%;"></div> |     |     |     |      |
| Other        | 15        | 21.43%       | <div style="width: 21.43%;"></div> |     |     |     |      |
| <b>Total</b> | <b>70</b> | <b>100 %</b> |                                    |     |     |     |      |

**If you produce crops, which ones, primarily? (check all that apply) - Text Data for Other**

|            |          |                             |
|------------|----------|-----------------------------|
| 03/15/2016 | 49170900 | Oats                        |
| 03/09/2016 | 48876643 | Oats                        |
| 10/21/2015 | 39585497 | Millet, oats                |
| 10/19/2015 | 39442434 | forages, alfalfa, grass hay |
| 10/14/2015 | 39127910 | Whatever the soil needs     |
| 10/14/2015 | 39105680 | cover crops                 |
| 10/13/2015 | 39065942 | Flax lentil peas            |
| 10/07/2015 | 38640394 | milo                        |
| 09/29/2015 | 37953202 | cover crops                 |
| 09/25/2015 | 37704530 | Millet or oats for hay      |
| 09/22/2015 | 37520582 | peas                        |
| 09/21/2015 | 37430046 | forage of various types     |
| 09/01/2015 | 34797241 | Oats and alfalfa            |

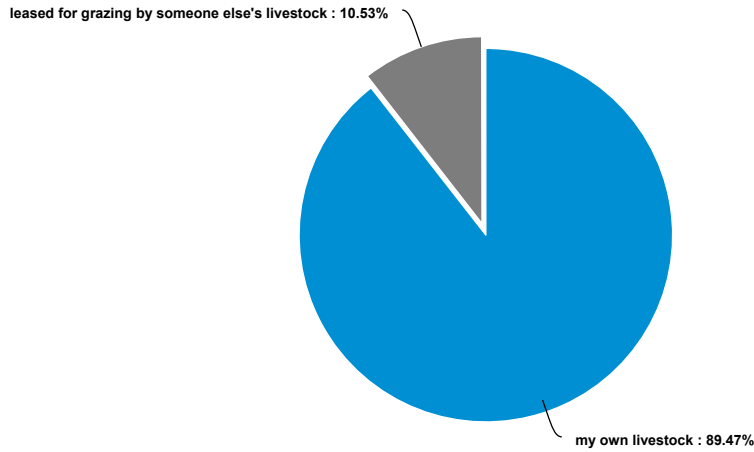
**Do livestock ever graze on cropland you manage?**



| Answer | Count | Percent | 20%                                | 40% | 60% | 80% | 100% |
|--------|-------|---------|------------------------------------|-----|-----|-----|------|
| yes    | 16    | 76.19%  | <div style="width: 76.19%;"></div> |     |     |     |      |

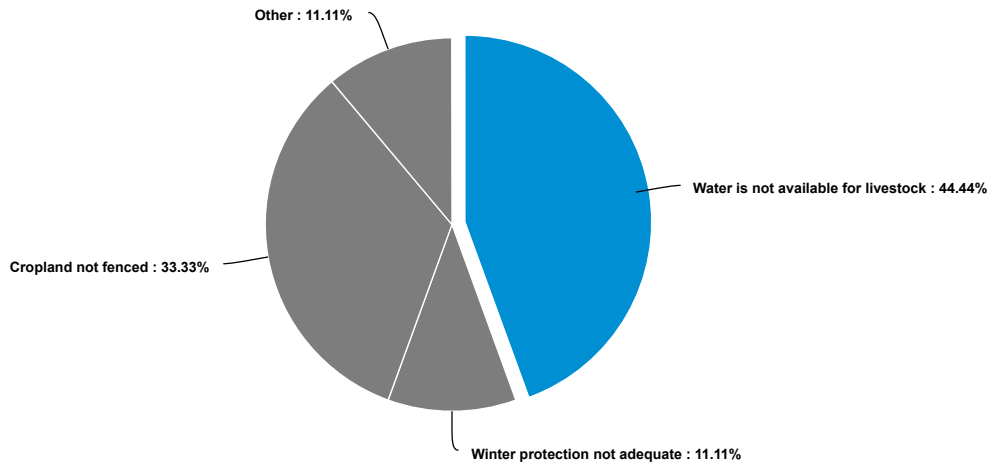
|              |           |              |   |
|--------------|-----------|--------------|---|
| occasionally | 3         | 14.29%       | █ |
| never        | 2         | 9.52%        | █ |
| <b>Total</b> | <b>21</b> | <b>100 %</b> |   |

If yes, it is primarily:



| Answer   | Count     | Percent      | 20% | 40% | 60% | 80% | 100% |
|--|-----------|--------------|-----|-----|-----|-----|------|
| my own livestock                               | 17        | 89.47%       | █   |     |     |     |      |
| leased for grazing by someone else's livestock | 2         | 10.53%       | █   |     |     |     |      |
| <b>Total</b>                                   | <b>19</b> | <b>100 %</b> |     |     |     |     |      |

If livestock don't graze your cropland, what is/are the major reason(s)? (check all that apply)



| Answer   | Count    | Percent      | 20% | 40% | 60% | 80% | 100% |
|--|----------|--------------|-----|-----|-----|-----|------|
| Want to avoid compaction                       | 0        | 0%           |     |     |     |     |      |
| Water is not available for livestock           | 4        | 44.44%       | █   |     |     |     |      |
| Labor for livestock management isn't available | 0        | 0%           |     |     |     |     |      |
| Want to retain soil cover                      | 0        | 0%           |     |     |     |     |      |
| Winter protection not adequate                 | 1        | 11.11%       | █   |     |     |     |      |
| Cropland not fenced                            | 3        | 33.33%       | █   |     |     |     |      |
| Other  | 1        | 11.11%       | █   |     |     |     |      |
| <b>Total</b>                                   | <b>9</b> | <b>100 %</b> |     |     |     |     |      |

If livestock dont graze your cropland, what is/are the major reason(s)? (check all that apply) - Text Data for Other

10/07/2015 | 38643741 | I Raise Grass Finished Beef. No Grain, No Growth Hormones, No GMO's, No Antibiotics allowed the the production of my Beef.

My biggest challenge in integrating my crop and livestock enterprise is:

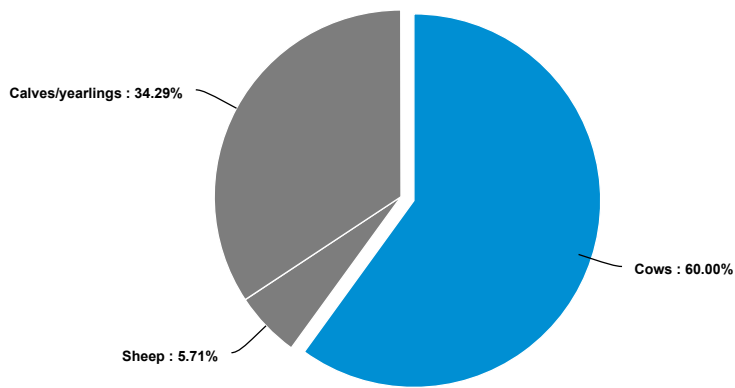
My biggest challenge in integrating my crop and livestock enterprise is:

05/04/2016 | 51729473

05/02/2016 | 51576417

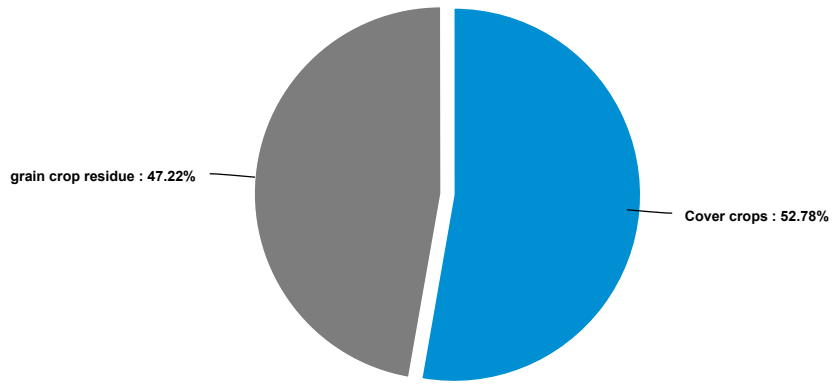
|            |          |   |
|------------|----------|---|
| 03/15/2016 | 49170900 |   |
| 03/09/2016 | 48876643 |   |
| 02/20/2016 | 47889675 | fencing far enough ahead of freeze up, water, wind protection |
| 11/18/2015 | 41436178 |   |
| 10/21/2015 | 39585497 | time,profitably   |
| 10/21/2015 | 39585223 |   |
| 10/20/2015 | 39536186 | Fencing   |
| 10/19/2015 | 39442434 | fencing and watering capacity                                 |
| 10/14/2015 | 39127910 | One's mind  |
| 10/14/2015 | 39109075 |   |
| 10/14/2015 | 39105680 |   |
| 10/13/2015 | 39065942 |   |
| 10/07/2015 | 38643741 |   |
| 10/07/2015 | 38640839 |   |
| 10/07/2015 | 38640394 | time to get stuff done  |
| 09/30/2015 | 38056629 |   |
| 09/29/2015 | 37953202 | winter weather  |
| 09/25/2015 | 37704530 |   |
| 09/22/2015 | 37520582 | in winter, wind protection water placement otherwise          |
| 09/21/2015 | 37430046 |   |
| 09/01/2015 | 34797241 | none  |
| 09/01/2015 | 34794933 |   |

What type of livestock are included? (check all that apply)



| Answer           | Count     | Percent      | 20%   | 40% | 60% | 80% | 100% |
|------------------|-----------|--------------|---|-----|-----|-----|------|
| Cows             | 21        | 60%          | <div style="width: 60%; background-color: #0070C0;"></div>    |     |     |     |      |
| Sheep            | 2         | 5.71%        | <div style="width: 5.71%; background-color: #808080;"></div>  |     |     |     |      |
| Calves/yearlings | 12        | 34.29%       | <div style="width: 34.29%; background-color: #404040;"></div> |     |     |     |      |
| <b>Total</b>     | <b>35</b> | <b>100 %</b> |   |     |     |     |      |

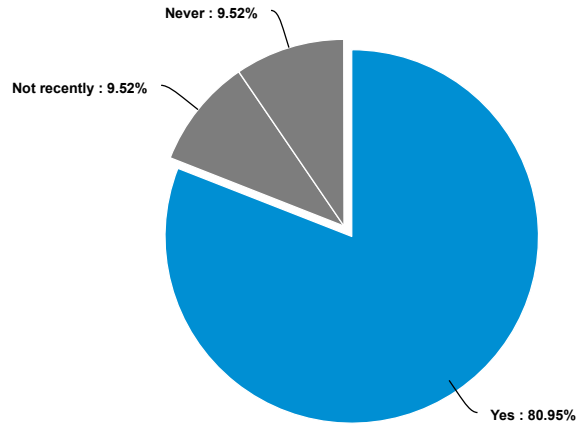
What is grazed primarily? (check all that apply)



| Answer             | Count     | Percent      | 20% | 40% | 60% | 80% | 100% |
|--------------------|-----------|--------------|-----|-----|-----|-----|------|
| Cover crops        | 19        | 52.78%       |     |     |     |     |      |
| grain crop residue | 17        | 47.22%       |     |     |     |     |      |
| <b>Total</b>       | <b>36</b> | <b>100 %</b> |     |     |     |     |      |

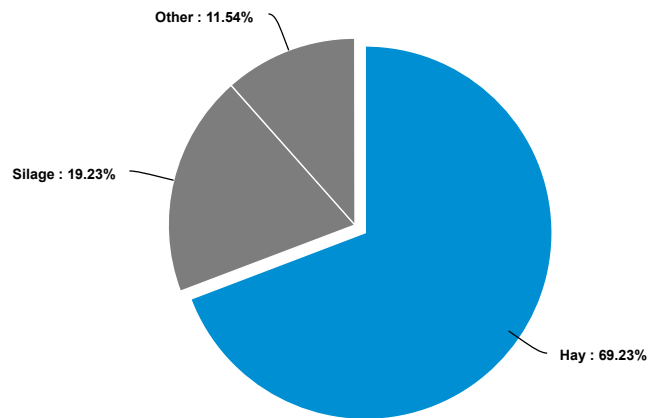


### Is cropland you manage used for grazing livestock in the winter?



| Answer       | Count     | Percent      | 20% | 40% | 60% | 80% | 100% |
|--------------|-----------|--------------|-----|-----|-----|-----|------|
| Yes          | 17        | 80.95%       |     |     |     |     |      |
| Not recently | 2         | 9.52%        |     |     |     |     |      |
| Never        | 2         | 9.52%        |     |     |     |     |      |
| <b>Total</b> | <b>21</b> | <b>100 %</b> |     |     |     |     |      |

### What feed is hauled to the livestock?

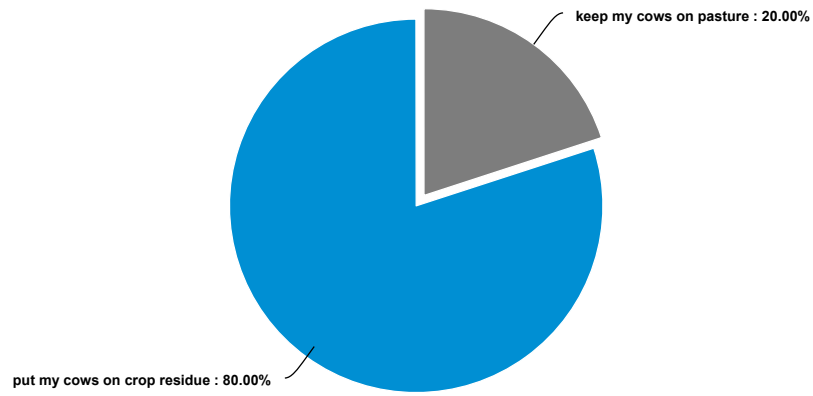


| Answer       | Count     | Percent      | 20% | 40% | 60% | 80% | 100% |
|--------------|-----------|--------------|-----|-----|-----|-----|------|
| Hay          | 18        | 69.23%       |     |     |     |     |      |
| Silage       | 5         | 19.23%       |     |     |     |     |      |
| Other        | 3         | 11.54%       |     |     |     |     |      |
| <b>Total</b> | <b>26</b> | <b>100 %</b> |     |     |     |     |      |

#### What feed is hauled to the livestock? - Text Data for Other

|            |          |  |
|------------|----------|--|
| 03/09/2016 | 48876643 | None   |
| 10/07/2015 | 38643741 | Cattle are supplemented with Hay in Heavy Snow or Ice cover. |
| 10/07/2015 | 38640394 | some grain   |

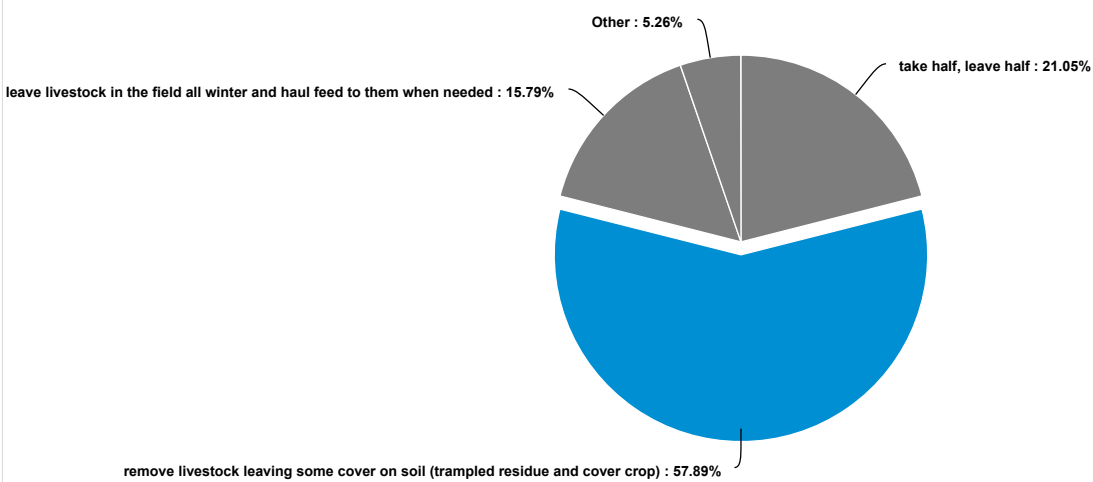
### In the fall I...



| Answer                      | Count     | Percent      | 20%                                      | 40% | 60% | 80% | 100% |
|-----------------------------|-----------|--------------|--|-----|-----|-----|------|
| dry lot my cows             | 0         | 0%           |  |     |     |     |      |
| keep my cows on pasture     | 4         | 20%          | ██████████                               |     |     |     |      |
| put my cows on crop residue | 16        | 80%          | ██ |     |     |     |      |
| Other                       | 0         | 0%           |  |     |     |     |      |
| <b>Total</b>                | <b>20</b> | <b>100 %</b> |  |     |     |     |      |

In the fall I... - Text Data for Other

If you graze cover crops, I plan to:



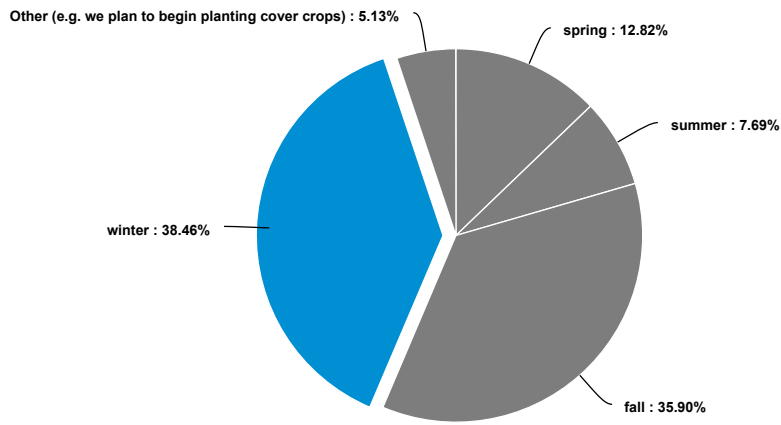
| Answer  | Count     | Percent      | 20%                                      | 40% | 60% | 80% | 100% |
|---|-----------|--------------|--|-----|-----|-----|------|
| take half, leave half   | 4         | 21.05%       | ██████████                               |     |     |     |      |
| remove livestock when there are still standing plants                         | 0         | 0%           |  |     |     |     |      |
| remove livestock leaving some cover on soil (trampled residue and cover crop) | 11        | 57.89%       | ██ |     |     |     |      |
| leave livestock in the field all winter and haul feed to them when needed     | 3         | 15.79%       | ██████████                               |     |     |     |      |
| Other   | 1         | 5.26%        | ████                                     |     |     |     |      |
| <b>Total</b>  | <b>19</b> | <b>100 %</b> |  |     |     |     |      |

If you graze cover crops, I plan to: - Text Data for Other

10/14/2015 | 39127910 | If the clothing to the soil get diminished to the point of leaving the soil exposed before the next leaf can protect it ....get them off

I graze cover crops in the (check all that apply):



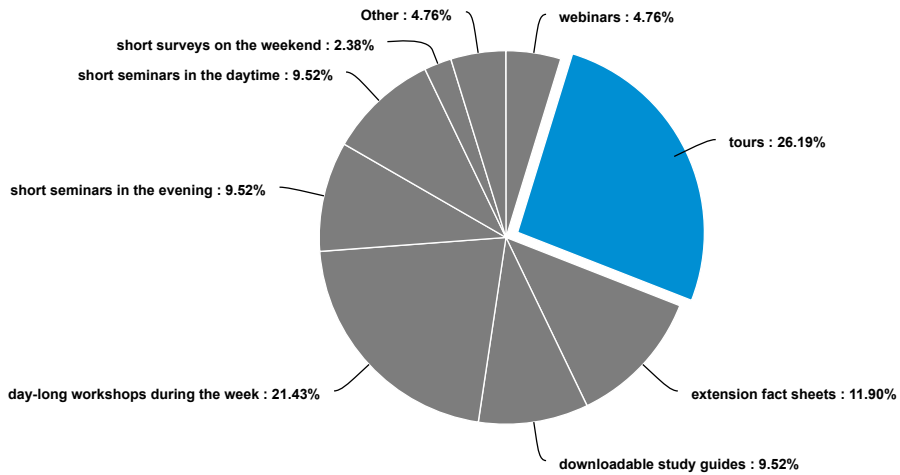


| Answer   | Count     | Percent      | 20%                                | 40% | 60% | 80% | 100% |
|--|-----------|--------------|------------------------------------|-----|-----|-----|------|
| spring   | 5         | 12.82%       | <div style="width: 12.82%;"></div> |     |     |     |      |
| summer   | 3         | 7.69%        | <div style="width: 7.69%;"></div>  |     |     |     |      |
| fall   | 14        | 35.9%        | <div style="width: 35.9%;"></div>  |     |     |     |      |
| winter   | 15        | 38.46%       | <div style="width: 38.46%;"></div> |     |     |     |      |
| Other (e.g. we plan to begin planting cover crops) | 2         | 5.13%        | <div style="width: 5.13%;"></div>  |     |     |     |      |
| <b>Total</b>                                       | <b>39</b> | <b>100 %</b> |                                    |     |     |     |      |

**I graze cover crops in the (check all that apply): - Text Data for Other (e.g. we plan to begin planting cover crops)**

10/14/2015 | 39127910 | When the soil calls for it to be grazed....NOT my checkbook

**I would like to learn more about integrated livestock systems and prefer information in the form of:**



| Answer                                | Count     | Percent      | 20%                                | 40% | 60% | 80% | 100% |
|---------------------------------------|-----------|--------------|------------------------------------|-----|-----|-----|------|
| webinars                              | 2         | 4.76%        | <div style="width: 4.76%;"></div>  |     |     |     |      |
| tours                                 | 11        | 26.19%       | <div style="width: 26.19%;"></div> |     |     |     |      |
| extension fact sheets                 | 5         | 11.9%        | <div style="width: 11.9%;"></div>  |     |     |     |      |
| downloadable study guides             | 4         | 9.52%        | <div style="width: 9.52%;"></div>  |     |     |     |      |
| day-long workshops during the week    | 9         | 21.43%       | <div style="width: 21.43%;"></div> |     |     |     |      |
| day-long workshops during the weekend | 0         | 0%           | <div style="width: 0%;"></div>     |     |     |     |      |
| short seminars in the evening         | 4         | 9.52%        | <div style="width: 9.52%;"></div>  |     |     |     |      |
| short seminars in the daytime         | 4         | 9.52%        | <div style="width: 9.52%;"></div>  |     |     |     |      |
| short surveys on the weekend          | 1         | 2.38%        | <div style="width: 2.38%;"></div>  |     |     |     |      |
| Other                                 | 2         | 4.76%        | <div style="width: 4.76%;"></div>  |     |     |     |      |
| <b>Total</b>                          | <b>42</b> | <b>100 %</b> |                                    |     |     |     |      |

**I would like to learn more about integrated livestock systems and prefer information in the form of: - Text Data for Other**

10/14/2015 | 39127910 | Go and understand the thought process of the manager .... View the affects of the thoughts of the manager to the soil ...next year .....and the next

09/21/2015 | 37430046 | Depending on the time of year, any of the above ideas would work.

